

Bedford, Luton, Peterborough, Cambridge and Stevenage to the Medway Towns, Bromley S, Orpington, Sevenoaks, Wimbledon, Sutton, E. Croydon, Gatwick Airport, Horsham and Brighton via Central London

Mondays to Fridays

Operator	TL	TL	TL	TL	TL	TL	TL	TL	TL	TL	TL	TL	TL	TL	TL	TL	TL	TL
Days of operation/Notes 1st Class/Reservations/Bus/Ferry	1	1	MO	MX	1	1	1	1	1	1	1	1	1	1	1	1	1	1
Bedford (BDM)	7 d				0014	0114	0214	0314	0342		0412							0442
Luton (LUT)	10 d		0009	0011	0041	0141	0241	0341	0409	0420	0438			0450				0508
Luton Airport Parkway (LTN)	7 d		0012	0014	0044	0144	0244	0344	0412	0423	0441			0453				0511
St Albans City (SAC)	d		0023	0025	0055	0155	0255	0355	0423	0435	0452			0505				0522
West Hampstead Thameslink (WHP)	d	0012	0042	0042	0120	0220	0320	0420	0442	0501	0510	0516	0521	0531		0536		0540
Kentish Town (KTN)	d	0017			0125	0225	0325	0425		0506		0521	0525	0536		0540		
Peterborough (PBO)	8 d															0419		
Huntingdon (HUN)	d															0434		
Cambridge (CBG)	d																	
Royston (RYS)	d																	
Letchworth Garden City (LET)	d																	
Hitchin (HIT)	4 d															0507		
Stevenage (SVG)	4 d															0513		
Welwyn Garden City (WGC)	4 d															0522		
Hatfield (HAT)	d																	
Potters Bar (PBR)	d																	
Finsbury Park (FPK)	d															0537		
St Pancras International (STP)	15 d	0024	0052	0054	0132	0232	0332	0432	0452	0512	0520	0527	0530	0542	0545	0547	0550	0555
Farringdon (ZFD)	3 d	0028							0456	0517	0524	0532	0535	0547	0549	0552	0554	0559
City Thameslink (CTK)	3 d								0458	0519	0526	0534	0537	0549	0551	0554	0556	0601
London Blackfriars (BFR)	3 d	0002	0032	0102	0102	0140	0240	0340	0440	0501	0521	0529	0536	0539	0551	0554	0556	0604
London Bridge (LBG)	4 d											0535		0548		0600		0610
Woolwich Arsenal (WWA)	4 a																	
Dartford (DFD)	4 a													0619				
Gravesend (GRV)	4 a													0646				
Rochester (RTR)	4 a													0701				
Chatham (CTM)	4 a													0705				
Gillingham (Kent) (GLM)	4 a													0709				
Rainham (Kent) (RAI)	a													0717				
Elephant & Castle (EPH)	a									0525		0540		0555		0600		
Herne Hill (HNH)	4 a									0534		0549		0604				
Tulse Hill (TUH)	4 a									0539		0554		0609				
Wimbledon (WIM)	6 a									0554				0624				
Sutton (Surrey) (SUO)	4 a									0614		0617		0644				
Denmark Hill (DMK)	4 a															0607		
Bromley South (BMS)	4 a															0632		
Orpington (ORP)	4 a															0645		
Sevenoaks (SEV)	4 a																	
Norwood Junction (NWD)	2 a															0612		
East Croydon (ECR)	a	0027	0057	0127	0127	0205	0305	0405	0506	0527		0548				0616		0618
East Grinstead (EGR)	a																	0624
Purley (PUR)	4 a			0134	0134	0213	0313	0413	0513							0622		
Redhill (RDH)	a		0111		0145											0636		
Gatwick Airport (GTW)	10 a	0048	0122	0156	0156	0230	0330	0430	0531	0547		0604			0649		0634	
Three Bridges (TBD)	4 a	0054	0128	0203	0203	0236	0336	0436	0537	0555		0609			0655		0639	
Crawley (CRW)	a															0700		
Horsham (HRH)	4 a															0712		
Haywards Heath (HHE)	3 a	0104		0213	0213				0550	0605		0621						0651
Brighton (BTN)	10 a	0124		0228	0228				0610	0626		0643						0713

THIS IS A SUMMARY OF THROUGH THAMESLINK SERVICES VIA CENTRAL LONDON SHOWING KEY STATIONS ONLY

For the complete service between Bedford, Luton, St Albans and London see table 051

For the complete service between Peterborough, Cambridge, Stevenage and London see table 015

For the complete service between Welwyn Garden City and London see table 016

For the complete service between London and the Medway Towns via Dartford see table 186

For the complete service between London and Bromley South/Orpington/Sevenoaks see table 180

For the complete service between London and Wimbledon/Sutton see table 163

For the complete service between London and East Grinstead see table 172

For the complete service between London, Redhill and Horsham see table 174

For the complete service between London and Brighton see table 175

For the complete service between London and Littlehampton see table 177

NOTES (see introductory pages for explanation of train operator codes and standard symbols)

a Arrival time
d Departure time

MO Mondays only
MX Not Mondays

**Bedford, Luton, Peterborough, Cambridge and Stevenage to the Medway Towns,
Bromley S, Orpington, Sevenoaks, Wimbledon, Sutton, E. Croydon, Gatwick Airport,
Horsham and Brighton via Central London**

Mondays to Fridays

1st Class/Reservations/Bus/Ferry	Operator	TL	TL □	TL	TL	TL □	TL	TL □	TL	TL □	TL	TL □	TL	TL □	TL	TL □	TL	TL □
Bedford (BDM)	7 d							0516				0543				0546		0558
Luton (LUT)	10 d			0520				0543	0530			0602			0556	0613		0624
Luton Airport Parkway (LTN)	7 d			0523				0546	0533						0559	0616		0627
St Albans City (SAC)	d			0535				0557	0547			0613			0611	0627	0622	0639
West Hampstead Thameslink (WHP)	d			0551	0601		0606	0609	0613		0621		0632		0636	0639	0647	0652
Kentish Town (KTN)	d	0552		0556	0606		0610		0617		0625		0637		0641		0652	
Peterborough (PBO)	8 d					0453								0523				
Huntingdon (HUN)	d					0508								0538				
Cambridge (CBG)	d		0451						0521								0551	
Royston (RYS)	d		0507						0537								0607	
Letchworth Garden City (LET)	d		0520						0550								0620	
Hitchin (HIT)	4 d		0525			0541			0555					0609			0625	
Stevenage (SVG)	4 d		0531			0547			0601					0615			0631	
Welwyn Garden City (WGC)	4 d																	
Hatfield (HAT)	d																	
Potters Bar (PBR)	d																	
Finsbury Park (FPK)	d		0552			0607			0622					0637			0652	
St Pancras International (STP)	15 d	0557	0600	0602	0612	0615	0617	0620	0627	0630	0632	0635	0642	0645	0647	0650	0657	0700
Farringdon (ZFD)	8 d	0602	0604	0607	0617	0619	0622	0624	0632	0634	0637	0639	0647	0649	0652	0654	0702	0704
City Thameslink (CTK)	3 d	0604	0606	0609	0619	0621	0624	0626	0634	0636	0639	0641	0649	0651	0654	0656	0704	0706
London Blackfriars (BFR)	3 d	0606	0609	0611	0621	0624	0626	0629	0636	0639	0641	0644	0651	0654	0656	0659	0706	0709
London Bridge (LBG)	4 d		0615	0618		0630		0635		0645	0648	0651		0700		0705	0715	0718
Woolwich Arsenal (WWA)	4 a			0640							0710							0740
Dartford (DFD)	4 a			0659							0729							0759
Gravesend (GRV)	4 a			0716							0746							0816
Rochester (RTR)	4 a			0731							0801							0832
Chatham (CTM)	4 a			0735							0805							0836
Gillingham (Kent) (GLM)	4 a			0739							0809							0840
Rainham (Kent) (RAI)	a			0747							0815							0846
Elephant & Castle (EPH)	a	0610			0625		0630		0640				0655		0700		0710	
Herne Hill (HNH)	4 a	0619			0634				0649				0704				0719	
Tulse Hill (TUH)	4 a	0624			0639				0654				0709				0724	
Wimbledon (WIM)	6 a				0654								0724					
Sutton (Surrey) (SUO)	4 a	0647			0714				0717				0744				0747	
Denmark Hill (DMK)	4 a						0637								0707			
Bromley South (BMS)	4 a						0702								0732			
Orpington (ORP)	4 a						0715								0745			
Sevenoaks (SEV)	4 a																	
Norwood Junction (NWD)	2 a				0642									0712				
East Croydon (ECR)	a		0629		0646		0648		0658			0703		0716		0718		0728
East Grinstead (EGR)	a											0731						
Purley (PUR)	4 a				0652									0724				
Redhill (RDH)	a				0706									0736				
Gatwick Airport (GTW)	10 a		0644		0719		0704		0714					0749		0734		0744
Three Bridges (TBD)	4 a		0649		0725		0709		0719					0755		0739		0749
Crawley (CRW)	a				0730									0800				
Horsham (HRH)	4 a				0744									0814				
Haywards Heath (HHE)	3 a		0659				0721		0729							0751		0759
Brighton (BTN)	10 a		0718				0743		0748							0813		0818

NOTES (see introductory pages for explanation of train operator codes and standard symbols)

- a Arrival time
d Departure time

**Bedford, Luton, Peterborough, Cambridge and Stevenage to the Medway Towns,
Bromley S, Orpington, Sevenoaks, Wimbledon, Sutton, E. Croydon, Gatwick Airport,
Horsham and Brighton via Central London**

Mondays to Fridays

Operator 1st Class/Reservations/Bus/Ferry	TL	TL	TL 1	TL 1	TL 1	TL 1	TL 1	TL 1	TL 1	TL 1	TL 1	TL 1	TL 1	TL 1	TL 1	TL 1	TL 1	TL 1
Bedford (BDM)	7 d				0616	0633			0627							0646	0703	
Luton (LUT)	10 d			0631	0643	0652			0656						0701	0713	0722	0717
Luton Airport Parkway (LTN)	7 d			0634	0646				0659						0704	0716		0720
St Albans City (SAC)	d		0637	0645	0657	0703	0652		0711			0707		0715	0727	0733	0722	0731
West Hampstead Thameslink (WHP)	d		0702	0706	0709		0717					0732		0736	0739		0747	0751
Kentish Town (KTN)	d		0707				0722					0737					0752	
Peterborough (PBO)	8 d		0553											0623				
Huntingdon (HUN)	d		0608											0638				
Cambridge (CBG)	d							0621									0651	0707
Royston (RYS)	d							0637									0707	
Letchworth Garden City (LET)	d							0650									0720	
Hitchin (HIT)	4 d		0639					0655						0709			0725	
Stevenage (SVG)	4 d		0645					0701						0715			0731	
Welwyn Garden City (WGC)	4 d	0630										0700						
Hatfield (HAT)	d	0635										0705						
Potters Bar (PBR)	d	0642										0712						
Finsbury Park (FPK)	d	0659	0707					0722				0729	0737				0752	
St Pancras International (STP)	15 d	0707	0712	0715	0717	0720	0725	0727	0730	0732	0737	0742	0745	0747	0750	0755	0757	0800
Farringdon (ZFD)	8 d	0712	0717	0719	0722	0724	0729	0732	0734	0737	0742	0747	0749	0752	0754	0759	0802	0804
City Thameslink (CTK)	3 d	0714	0719	0721	0724	0726	0731	0734	0736	0739	0744	0749	0751	0754	0756	0801	0804	0806
London Blackfriars (BFR)	3 d	0716	0721	0724	0726	0729	0734	0736	0739	0741	0746	0751	0754	0756	0759	0804	0806	0809
London Bridge (LBG)	4 d			0730		0735	0740		0745	0748			0800		0805	0810	0815	0818
Woolwich Arsenal (WWA)	4 a								0810									0840
Dartford (DFD)	4 a								0829									0859
Gravesend (GRV)	4 a								0846									0916
Rochester (RTR)	4 a								0901									0931
Chatham (CTM)	4 a								0905									0935
Gillingham (Kent) (GLM)	4 a								0909									0939
Rainham (Kent) (RAI)	a								0915									0945
Elephant & Castle (EPH)	a	0720	0725		0730			0740			0750	0755		0800			0810	
Herne Hill (HNN)	4 a		0734					0749				0804					0819	
Tulse Hill (TUH)	4 a		0739					0754				0809					0824	
Wimbledon (WIM)	6 a		0754									0824						
Sutton (Surrey) (SUO)	4 a		0814					0817				0844					0847	
Denmark Hill (DMK)	4 a	0727			0737						0757			0807				
Bromley South (BMS)	4 a	0752			0803						0822			0833				
Orpington (ORP)	4 a				0815									0845				
Sevenoaks (SEV)	4 a	0825									0855							
Norwood Junction (NWD)	2 a		0742									0812						
East Croydon (ECR)	a		0746		0748	0753		0759				0816		0818	0824		0829	
East Grinstead (EGR)	a														0859			
Purley (PUR)	4 a		0754									0824						
Redhill (RDH)	a		0806			0812						0838						
Gatwick Airport (GTW)	10 a		0816		0804	0826		0814				0847		0834			0844	
Three Bridges (TBD)	4 a		0822		0809	0832		0819				0854		0839			0849	
Crawley (CRW)	a		0827									0858						
Horsham (HRH)	4 a		0842									0913						
Haywards Heath (HHE)	3 a				0821			0829						0851			0859	
Brighton (BTN)	10 a				0843			0848						0913			0918	

NOTES (see introductory pages for explanation of train operator codes and standard symbols)

- a Arrival time
d Departure time

**Bedford, Luton, Peterborough, Cambridge and Stevenage to the Medway Towns,
Bromley S, Orpington, Sevenoaks, Wimbledon, Sutton, E. Croydon, Gatwick Airport,
Horsham and Brighton via Central London**

Mondays to Fridays

1st Class/Reservations/Bus/Ferry	Operator	TL □	TL □	TL □	TL □	TL □	TL □	TL □	TL □	TL □	TL □	TL □	TL □	TL □	TL □	TL □	TL □	TL □
Bedford (BDM)	7 d	0700		0713				0716	0733				0730				0746	
Luton (LUT)	10 d	0727		0737			0731	0743	0752			0747	0757				0801	0813
Luton Airport Parkway (LTN)	7 d	0730					0734	0746				0750	0800				0804	0816
St Albans City (SAC)	d	0741		0748	0737		0745	0757	0803	0752		0801	0811		0807		0815	0827
West Hampstead Thameslink (WHP)	d				0802		0806	0809		0817		0821			0832		0836	0839
Kentish Town (KTN)	d				0807					0822					0837			0852
Peterborough (PBO)	8 d					0653										0723		
Huntingdon (HUN)	d					0708										0738		
Cambridge (CBG)	d										0721							
Royston (RYS)	d										0737							
Letchworth Garden City (LET)	d										0750							
Hitchin (HIT)	4 d					0739					0755					0809		
Stevenage (SVG)	4 d					0745					0801					0815		
Welwyn Garden City (WGC)	4 d		0730											0800				
Hatfield (HAT)	d		0735											0805				
Potters Bar (PBR)	d		0742											0812				
Finsbury Park (FPK)	d		0759			0807					0822			0829		0837		
St Pancras International (STP)	15 d	0805	0807	0810	0812	0815	0817	0820	0825	0827	0830	0832	0835	0837	0842	0845	0847	0850
Farringdon (ZFD)	8 d	0809	0812	0814	0817	0819	0822	0824	0829	0832	0834	0837	0839	0842	0847	0849	0852	0854
City Thameslink (CTK)	3 d	0811	0814	0816	0819	0821	0824	0826	0831	0834	0836	0839	0841	0844	0849	0851	0854	0856
London Blackfriars (BFR)	3 d	0814	0816	0819	0821	0824	0826	0829	0834	0836	0839	0841	0844	0846	0851	0854	0856	0859
London Bridge (LBG)	4 d	0821		0825		0830		0835	0841		0845	0848	0851		0900		0905	
Woolwich Arsenal (WWA)	4 a											0910						
Dartford (DFD)	4 a											0929						
Gravesend (GRV)	4 a											0946						
Rochester (RTR)	4 a											1001						
Chatham (CTM)	4 a											1005						
Gillingham (Kent) (GLM)	4 a											1009						
Rainham (Kent) (RAI)	a											1015						
Elephant & Castle (EPH)	a		0820		0825		0831			0840				0850	0855		0900	0910
Herne Hill (HNN)	4 a				0834					0849					0904			0919
Tulse Hill (TUH)	4 a				0839					0854					0909			0924
Wimbledon (WIM)	6 a				0854										0924			
Sutton (Surrey) (SUO)	4 a				0914					0917					0944			0947
Denmark Hill (DMK)	4 a		0827											0857			0907	
Bromley South (BMS)	4 a		0852											0922			0934	
Orpington (ORP)	4 a																0945	
Sevenoaks (SEV)	4 a		0925											0955				
Norwood Junction (NWD)	2 a	0832				0842							0902					
East Croydon (ECR)	a	0836		0838		0846		0848	0853		0859		0906			0915		0918
East Grinstead (EGR)	a																	
Purley (PUR)	4 a	0843							0900				0913					
Redhill (RDH)	a	0857				0905			0909				0922			0935		
Gatwick Airport (GTW)	10 a	0910		0854		0917		0904	0921		0914		0934			0946		0934
Three Bridges (TBD)	4 a	0916		0900		0923		0909	0928		0919		0940			0952		0939
Crawley (CRW)	a					0928										0957		
Horsham (HRH)	4 a					0940										1010		
Haywards Heath (HHE)	3 a							0921			0929						0951	
Brighton (BTN)	10 a							0943			0948						1013	

NOTES (see introductory pages for explanation of train operator codes and standard symbols)

- a Arrival time
d Departure time

**Bedford, Luton, Peterborough, Cambridge and Stevenage to the Medway Towns,
Bromley S, Orpington, Sevenoaks, Wimbledon, Sutton, E. Croydon, Gatwick Airport,
Horsham and Brighton via Central London**

Mondays to Fridays

1st Class/Reservations/Bus/Ferry	Operator	TL □	TL □	TL □	TL □	TL □	TL □	TL □	TL □	TL □	TL □	TL □	TL □	TL □	TL □	TL □	TL □	TL □
Bedford (BDM)	7 d			0800										0832			0846	
Luton (LUT)	10 d		0817	0827				0831	0843				0847	0859			0913	
Luton Airport Parkway (LTN)	7 d		0820	0830				0834	0846				0850	0902			0916	
St Albans City (SAC)	d		0831	0841		0837		0845	0857	0852			0901	0913		0907	0927	0922
West Hampstead Thameslink (WHP)	d		0851			0902		0906	0909	0917			0921			0932	0939	0947
Kentish Town (KTN)	d					0907				0922						0937		0952
Peterborough (PBO)	8 d						0753										0823	
Huntingdon (HUN)	d						0808										0838	
Cambridge (CBG)	d	0751										0821						0851
Royston (RYS)	d	0807										0837						0907
Letchworth Garden City (LET)	d	0820										0850						0920
Hitchin (HIT)	4 d	0825					0839					0855					0909	0925
Stevenage (SVG)	4 d	0831					0845					0901					0915	0930
Welwyn Garden City (WGC)	4 d				0830										0900			
Hatfield (HAT)	d				0835										0905			
Potters Bar (PBR)	d				0842										0912			
Finsbury Park (FPK)	d	0852			0859		0907					0922			0929		0937	0952
St Pancras International (STP)	15 d	0900	0902	0905	0907	0912	0915	0917	0920	0927	0930	0932	0935	0937	0942	0945	0950	0957
Farringdon (ZFD)	8 d	0904	0907	0909	0912	0917	0919	0922	0924	0932	0934	0937	0939	0942	0947	0949	0954	1002
City Thameslink (CTK)	3 d	0906	0909	0911	0914	0919	0921	0924	0926	0934	0936	0939	0941	0944	0949	0951	0956	1004
London Blackfriars (BFR)	3 d	0909	0911	0914	0916	0921	0924	0926	0929	0936	0939	0941	0944	0946	0951	0954	0959	1006
London Bridge (LBG)	4 d	0915	0918	0921			0930			0935		0945	0948	0951		1000	1005	1015
Woolwich Arsenal (WWA)	4 a		0940									1010						
Dartford (DFD)	4 a		0959									1029						
Gravesend (GRV)	4 a		1016									1046						
Rochester (RTR)	4 a		1031									1101						
Chatham (CTM)	4 a		1035									1105						
Gillingham (Kent) (GLM)	4 a		1039									1109						
Rainham (Kent) (RAI)	a		1045									1115						
Elephant & Castle (EPH)	a				0920	0925		0931		0940				0950	0955			1010
Herne Hill (HNN)	4 a					0934				0949					1004			1019
Tulse Hill (TUH)	4 a					0939				0954					1009			1024
Wimbledon (WIM)	6 a					0954									1024			
Sutton (Surrey) (SUO)	4 a					1014				1017					1044			1047
Denmark Hill (DMK)	4 a				0927									0957				
Bromley South (BMS)	4 a				0952									1022				
Orpington (ORP)	4 a																	
Sevenoaks (SEV)	4 a				1025									1055				
Norwood Junction (NWD)	2 a			0932									1002					
East Croydon (ECR)	a	0928		0936			0946		0948		0958		1006			1015	1018	1028
East Grinstead (EGR)	a																	
Purley (PUR)	4 a			0943									1013					
Redhill (RDH)	a			0952			1007						1022			1035		
Gatwick Airport (GTW)	10 a	0944		1004			1016		1004		1014		1034			1046	1034	1044
Three Bridges (TBD)	4 a	0949		1010			1022		1009		1019		1040			1052	1039	1049
Crawley (CRW)	a						1027									1057		
Horsham (HRH)	4 a						1040									1110		
Haywards Heath (HHE)	3 a	0959							1021		1029						1051	1059
Brighton (BTN)	10 a	1018							1043		1048						1113	1118

NOTES (see introductory pages for explanation of train operator codes and standard symbols)

- a Arrival time
d Departure time

**Bedford, Luton, Peterborough, Cambridge and Stevenage to the Medway Towns,
Bromley S, Orpington, Sevenoaks, Wimbledon, Sutton, E. Croydon, Gatwick Airport,
Horsham and Brighton via Central London**

Mondays to Fridays

1st Class/Reservations/Bus/Ferry	Operator	TL	TL □	TL	TL □	TL □	TL	TL □	TL	TL □	TL	TL □	TL	TL □	TL	TL □	TL	TL □
Bedford (BDM)	7 d	0902			0916				0932			0946				1002		
Luton (LUT)	10 d	0917	0929		0943			0947	0959			1013			1017	1029		
Luton Airport Parkway (LTN)	7 d	0920	0932		0946			0950	1002			1016			1020	1032		
St Albans City (SAC)	d	0931	0943	0937	0957	0952		1001	1013	1007		1027	1022		1031	1043	1037	
West Hampstead Thameslink (WHP)	d	0951		1002	1009	1017		1021		1032		1039	1047		1051		1102	
Kentish Town (KTN)	d			1007		1022				1037			1052				1107	
Peterborough (PBO)	8 d				0853							0923						0954
Huntingdon (HUN)	d				0908							0940						1010
Cambridge (CBG)	d							0921							0951			
Royston (RYS)	d							0937							1007			
Letchworth Garden City (LET)	d							0950							1020			
Hitchin (HIT)	4 d				0939			0955				1011			1025			1041
Stevenage (SVG)	4 d				0945			1001				1017			1031			1047
Welwyn Garden City (WGC)	4 d																	
Hatfield (HAT)	d																	
Potters Bar (PBR)	d																	
Finsbury Park (FPK)	d				1007			1022				1037			1052			1107
St Pancras International (STP)	15 d	1002	1005	1012	1015	1020	1027	1030	1032	1035	1042	1045	1050	1057	1100	1102	1105	1112
Farringdon (ZFD)	8 d	1007	1009	1017	1019	1024	1032	1034	1037	1039	1047	1049	1054	1102	1104	1107	1109	1119
City Thameslink (CTK)	3 d	1009	1011	1019	1021	1026	1034	1036	1039	1041	1049	1051	1056	1104	1106	1109	1111	1121
London Blackfriars (BFR)	3 d	1011	1014	1021	1024	1029	1036	1039	1041	1044	1051	1054	1059	1106	1109	1111	1114	1124
London Bridge (LBG)	4 d	1018	1021		1030	1035		1045	1048	1051		1100	1105		1115	1118	1121	1130
Woolwich Arsenal (WWA)	4 a	1040							1110							1140		
Dartford (DFD)	4 a	1059							1129							1159		
Gravesend (GRV)	4 a	1116							1146							1216		
Rochester (RTR)	4 a	1131							1201							1231		
Chatham (CTM)	4 a	1135							1205							1235		
Gillingham (Kent) (GLM)	4 a	1139							1209							1239		
Rainham (Kent) (RAI)	a	1145							1215							1245		
Elephant & Castle (EPH)	a			1025			1040				1055			1110			1125	
Herne Hill (HNN)	4 a			1034			1049				1104			1119			1134	
Tulse Hill (TUH)	4 a			1039			1054				1109			1124			1139	
Wimbledon (WIM)	6 a			1054							1124						1154	
Sutton (Surrey) (SUO)	4 a			1114			1117				1144			1147			1214	
Denmark Hill (DMK)	4 a																	
Bromley South (BMS)	4 a																	
Orpington (ORP)	4 a																	
Sevenoaks (SEV)	4 a																	
Norwood Junction (NWD)	2 a		1032							1102						1132		
East Croydon (ECR)	a		1036		1045	1048		1058		1106		1115	1118		1128		1136	1145
East Grinstead (EGR)	a																	
Purley (PUR)	4 a		1043							1113						1143		
Redhill (RDH)	a		1052		1105					1122		1135				1152		1205
Gatwick Airport (GTW)	10 a		1104		1116	1104		1114		1134		1146	1134		1144		1204	1216
Three Bridges (TBD)	4 a		1110		1122	1109		1119		1140		1152	1139		1149		1210	1222
Crawley (CRW)	a				1127							1157						1227
Horsham (HRH)	4 a				1140							1212						1240
Haywards Heath (HHE)	3 a					1121		1129					1151		1159			
Brighton (BTN)	10 a					1143		1148					1213		1218			

NOTES (see introductory pages for explanation of train operator codes and standard symbols)

- a Arrival time
d Departure time

**Bedford, Luton, Peterborough, Cambridge and Stevenage to the Medway Towns,
Bromley S, Orpington, Sevenoaks, Wimbledon, Sutton, E. Croydon, Gatwick Airport,
Horsham and Brighton via Central London**

Mondays to Fridays

1st Class/Reservations/Bus/Ferry	Operator	TL □	TL □	TL □	TL □	TL □	TL □	TL □	TL □	TL □	TL □	TL □	TL □	TL □	TL □	TL □	TL □	TL □
Bedford (BDM)	7 d	1016				1032			1046				1102			1116		
Luton (LUT)	10 d	1043			1047	1059			1113			1117	1129			1143		1147
Luton Airport Parkway (LTN)	7 d	1046			1050	1102			1116			1120	1132			1146		1150
St Albans City (SAC)	d	1057	1052		1101	1113	1107		1127	1122		1131	1143	1137		1157	1152	1201
West Hampstead Thameslink (WHP)	d	1109	1117		1121		1132		1139	1147		1151		1202		1209	1217	1221
Kentish Town (KTN)	d		1122				1137			1152				1207		1222		
Peterborough (PBO)	8 d							1023							1054			
Huntingdon (HUN)	d							1040							1110			
Cambridge (CBG)	d			1021							1051						1121	
Royston (RYS)	d			1037							1107						1137	
Letchworth Garden City (LET)	d			1050							1120						1150	
Hitchin (HIT)	4 d			1055				1111			1125				1141		1155	
Stevenage (SVG)	4 d			1101				1119			1131				1147		1201	
Welwyn Garden City (WGC)	4 d																	
Hatfield (HAT)	d																	
Potters Bar (PBR)	d																	
Finsbury Park (FPK)	d			1122				1139			1152				1207		1222	
St Pancras International (STP)	15 d	1120	1127	1130	1132	1135	1142	1147	1150	1157	1200	1202	1205	1212	1215	1220	1227	1230
Farringdon (ZFD)	8 d	1124	1132	1134	1137	1139	1147	1151	1154	1202	1204	1207	1209	1217	1219	1224	1232	1234
City Thameslink (CTK)	3 d	1126	1134	1136	1139	1141	1149	1153	1156	1204	1206	1209	1211	1219	1221	1226	1234	1236
London Blackfriars (BFR)	3 d	1129	1136	1139	1141	1144	1151	1156	1159	1206	1209	1211	1214	1221	1224	1229	1236	1239
London Bridge (LBG)	4 d	1135		1145	1148	1151		1202	1205		1215	1218	1221		1230	1235	1245	1248
Woolwich Arsenal (WWA)	4 a				1210							1240						1310
Dartford (DFD)	4 a				1229							1259						1329
Gravesend (GRV)	4 a				1246							1316						1346
Rochester (RTR)	4 a				1301							1331						1401
Chatham (CTM)	4 a				1305							1335						1405
Gillingham (Kent) (GLM)	4 a				1309							1339						1409
Rainham (Kent) (RAI)	a				1315							1345						1415
Elephant & Castle (EPH)	a		1140				1155			1210				1225			1240	
Herne Hill (HNN)	4 a		1149				1204			1219				1234			1249	
Tulse Hill (TUH)	4 a		1154				1209			1224				1239			1254	
Wimbledon (WIM)	6 a						1224							1254				
Sutton (Surrey) (SUO)	4 a		1217				1244			1247				1314			1317	
Denmark Hill (DMK)	4 a																	
Bromley South (BMS)	4 a																	
Orpington (ORP)	4 a																	
Sevenoaks (SEV)	4 a																	
Norwood Junction (NWD)	2 a					1202							1232					
East Croydon (ECR)	a	1148		1158		1206		1216	1218		1228		1236		1245	1248		1258
East Grinstead (EGR)	a																	
Purley (PUR)	4 a					1213							1243					
Redhill (RDH)	a					1222		1235					1252		1305			
Gatwick Airport (GTW)	10 a	1204		1214		1234		1246	1234		1244		1304		1316	1304		1314
Three Bridges (TBD)	4 a	1209		1219		1240		1252	1239		1249		1310		1322	1309		1319
Crawley (CRW)	a							1257							1327			
Horsham (HRH)	4 a							1310							1340			
Haywards Heath (HHE)	3 a	1221		1229					1251		1259					1321		1329
Brighton (BTN)	10 a	1243		1248					1313		1318					1343		1348

NOTES (see introductory pages for explanation of train operator codes and standard symbols)

- a Arrival time
d Departure time

**Bedford, Luton, Peterborough, Cambridge and Stevenage to the Medway Towns,
Bromley S, Orpington, Sevenoaks, Wimbledon, Sutton, E. Croydon, Gatwick Airport,
Horsham and Brighton via Central London**

Mondays to Fridays

1st Class/Reservations/Bus/Ferry	Operator	TL □	TL □	TL □	TL □	TL □	TL □	TL □	TL □	TL □	TL □	TL □	TL □	TL □	TL □	TL □	TL □	TL □
Bedford (BDM)	7 d	1132			1146				1202			1216			1232			1246
Luton (LUT)	10 d	1159			1213			1217	1229			1243			1247	1259		1313
Luton Airport Parkway (LTN)	7 d	1202			1216			1220	1232			1246			1250	1302		1316
St Albans City (SAC)	d	1213	1207		1227	1222		1231	1243	1237		1257	1252		1301	1313	1307	1327
West Hampstead Thameslink (WHP)	d		1232		1239	1247		1251		1302		1309	1317		1321		1332	1339
Kentish Town (KTN)	d		1237			1252				1307			1322				1337	
Peterborough (PBO)	8 d			1123								1154					1223	
Huntingdon (HUN)	d			1140								1210					1240	
Cambridge (CBG)	d						1151							1221				
Royston (RYS)	d						1207							1238				
Letchworth Garden City (LET)	d						1220							1251				
Hitchin (HIT)	4 d			1211			1225				1241			1256			1311	
Stevenage (SVG)	4 d			1217			1231				1247			1302			1317	
Welwyn Garden City (WGC)	4 d																	
Hatfield (HAT)	d																	
Potters Bar (PBR)	d																	
Finsbury Park (FPK)	d			1237			1252				1307			1322			1337	
St Pancras International (STP)	15 d	1235	1242	1245	1250	1257	1300	1302	1305	1312	1315	1320	1327	1330	1332	1335	1342	1345
Farringdon (ZFD)	8 d	1239	1247	1249	1254	1302	1304	1307	1309	1317	1319	1324	1332	1334	1337	1339	1347	1354
City Thameslink (CTK)	3 d	1241	1249	1251	1256	1304	1306	1309	1311	1319	1321	1326	1334	1336	1339	1341	1349	1356
London Blackfriars (BFR)	3 d	1244	1251	1254	1259	1306	1309	1311	1314	1321	1324	1329	1336	1339	1341	1344	1351	1359
London Bridge (LBG)	4 d	1251		1300	1305		1315	1318	1321		1334	1335		1345	1348	1351	1400	1405
Woolwich Arsenal (WWA)	4 a							1340							1410			
Dartford (DFD)	4 a							1359							1429			
Gravesend (GRV)	4 a							1416							1446			
Rochester (RTR)	4 a							1431							1501			
Chatham (CTM)	4 a							1435							1505			
Gillingham (Kent) (GLM)	4 a							1439							1509			
Rainham (Kent) (RAI)	a							1445							1515			
Elephant & Castle (EPH)	a		1255			1310				1325			1340				1355	
Herne Hill (HNN)	4 a		1304			1319				1334			1349				1404	
Tulse Hill (TUH)	4 a		1309			1324				1339			1354				1409	
Wimbledon (WIM)	6 a		1324							1354							1424	
Sutton (Surrey) (SUO)	4 a		1344			1347				1414			1417				1444	
Denmark Hill (DMK)	4 a																	
Bromley South (BMS)	4 a																	
Orpington (ORP)	4 a																	
Sevenoaks (SEV)	4 a																	
Norwood Junction (NWD)	2 a	1302							1332							1402		
East Croydon (ECR)	a	1306		1315	1318		1328		1336		1345	1348		1358		1406	1415	1418
East Grinstead (EGR)	a																	
Purley (PUR)	4 a	1313							1343							1413		
Redhill (RDH)	a	1322		1335					1352		1405					1422	1435	
Gatwick Airport (GTW)	10 a	1334		1346	1334		1344		1404		1416	1404		1414		1434	1446	1434
Three Bridges (TBD)	4 a	1340		1352	1339		1349		1411		1422	1410		1419		1440	1452	1439
Crawley (CRW)	a			1357							1427						1457	
Horsham (HRH)	4 a			1410							1440						1510	
Haywards Heath (HHE)	3 a				1351		1359					1422		1429				1451
Brighton (BTN)	10 a				1413		1418					1443		1448				1513

NOTES (see introductory pages for explanation of train operator codes and standard symbols)

- a Arrival time
d Departure time

**Bedford, Luton, Peterborough, Cambridge and Stevenage to the Medway Towns,
Bromley S, Orpington, Sevenoaks, Wimbledon, Sutton, E. Croydon, Gatwick Airport,
Horsham and Brighton via Central London**

Mondays to Fridays

1st Class/Reservations/Bus/Ferry	Operator	TL	TL	TL	TL	TL	TL	TL	TL	TL	TL	TL	TL	TL	TL	TL	TL	TL
		□	□	□	□	□	□	□	□	□	□	□	□	□	□	□	□	□
Bedford (BDM)	7 d				1302			1316				1332			1346			1402
Luton (LUT)	10 d			1317	1329			1343			1347	1359			1413			1417
Luton Airport Parkway (LTN)	7 d			1320	1332			1346			1350	1402			1416			1420
St Albans City (SAC)	d	1322		1331	1343	1337		1357	1352		1401	1413	1407		1427	1422		1431
West Hampstead Thameslink (WHP)	d	1347		1351		1402		1409	1417		1421		1432		1439	1447		1451
Kentish Town (KTN)	d	1352				1407		1422					1437			1452		
Peterborough (PBO)	8 d						1253							1323				
Huntingdon (HUN)	d						1310							1340				
Cambridge (CBG)	d		1251							1321							1351	
Royston (RYS)	d		1307							1337							1407	
Letchworth Garden City (LET)	d		1320							1350							1420	
Hitchin (HIT)	4 d		1325				1341			1355				1411			1425	
Stevenage (SVG)	4 d		1331				1347			1401				1417			1431	
Welwyn Garden City (WGC)	4 d																	
Hatfield (HAT)	d																	
Potters Bar (PBR)	d																	
Finsbury Park (FPK)	d	1352					1407			1422				1437			1452	
St Pancras International (STP)	15 d	1357	1400	1402	1405	1412	1415	1420	1427	1430	1432	1435	1442	1445	1450	1457	1500	1502
Farringdon (ZFD)	8 d	1402	1404	1407	1409	1417	1419	1424	1432	1434	1437	1439	1447	1449	1454	1502	1504	1507
City Thameslink (CTK)	3 d	1404	1406	1409	1411	1419	1421	1426	1434	1436	1439	1441	1449	1451	1456	1504	1506	1509
London Blackfriars (BFR)	3 d	1406	1409	1411	1414	1421	1424	1429	1436	1439	1441	1444	1451	1454	1459	1506	1509	1511
London Bridge (LBG)	4 d		1415	1418	1421		1430	1435		1445	1448	1451		1500	1505		1515	1518
Woolwich Arsenal (WWA)	4 a			1440						1510								1540
Dartford (DFD)	4 a			1459						1529								1559
Gravesend (GRV)	4 a			1516						1546								1616
Rochester (RTR)	4 a			1531						1601								1631
Chatham (CTM)	4 a			1535						1605								1635
Gillingham (Kent) (GLM)	4 a			1539						1609								1639
Rainham (Kent) (RAI)	a			1545						1615								1645
Elephant & Castle (EPH)	a	1410				1425			1440				1455			1510		
Herne Hill (HNN)	4 a	1419				1434			1449				1504			1519		
Tulse Hill (TUH)	4 a	1424				1439			1454				1509			1524		
Wimbledon (WIM)	6 a					1454							1524					
Sutton (Surrey) (SUO)	4 a	1447				1514			1517				1544			1547		
Denmark Hill (DMK)	4 a																	
Bromley South (BMS)	4 a																	
Orpington (ORP)	4 a																	
Sevenoaks (SEV)	4 a																	
Norwood Junction (NWD)	2 a				1432							1502						1532
East Croydon (ECR)	a		1428		1436		1445	1448		1458		1506		1515	1518		1528	1536
East Grinstead (EGR)	a																	
Purley (PUR)	4 a				1443							1513						1543
Redhill (RDH)	a				1452		1505					1522		1535				1552
Gatwick Airport (GTW)	10 a		1444		1504		1516	1504		1514		1534		1546	1534		1544	1604
Three Bridges (TBD)	4 a		1449		1510		1522	1509		1519		1540		1552	1539		1549	1610
Crawley (CRW)	a					1527								1557				
Horsham (HRH)	4 a					1540								1610				
Haywards Heath (HHE)	3 a		1459					1521		1529					1551		1559	
Brighton (BTN)	10 a		1518					1543		1548					1613		1618	

NOTES (see introductory pages for explanation of train operator codes and standard symbols)

- a Arrival time
d Departure time

**Bedford, Luton, Peterborough, Cambridge and Stevenage to the Medway Towns,
Bromley S, Orpington, Sevenoaks, Wimbledon, Sutton, E. Croydon, Gatwick Airport,
Horsham and Brighton via Central London**

Mondays to Fridays

1st Class/Reservations/Bus/Ferry	Operator	TL	TL □	TL □	TL □	TL □	TL □	TL □	TL □	TL □	TL □	TL □	TL □	TL □	TL □	TL □	TL □	TL □
Bedford (BDM)	7 d			1416				1432			1446					1502		1516
Luton (LUT)	10 d			1443			1447	1459		1513				1517	1529			1543
Luton Airport Parkway (LTN)	7 d			1446			1450	1502			1516			1520	1532			1546
St Albans City (SAC)	d	1437		1457	1452		1501	1513	1507		1527	1522		1531	1543	1537		1557
West Hampstead Thameslink (WHP)	d	1502		1509	1517		1521		1532		1539	1547		1551		1602		1609
Kentish Town (KTN)	d	1507			1522				1537			1552				1607		1611
Peterborough (PBO)	8 d		1353							1423							1453	
Huntingdon (HUN)	d		1410							1440							1510	
Cambridge (CBG)	d					1421								1451				
Royston (RYS)	d					1437								1507				
Letchworth Garden City (LET)	d					1450								1520				
Hitchin (HIT)	4 d		1441			1455				1511				1525			1541	
Stevenage (SVG)	4 d		1447			1501				1517				1531			1547	
Welwyn Garden City (WGC)	4 d																	
Hatfield (HAT)	d																	
Potters Bar (PBR)	d																	
Finsbury Park (FPK)	d		1507			1522				1537				1552			1607	
St Pancras International (STP)	15 d	1512	1515	1520	1527	1530	1532	1535	1542	1545	1550	1557	1600	1602	1605	1612	1615	1617
Farringdon (ZFD)	8 d	1517	1519	1524	1532	1534	1537	1539	1547	1549	1554	1602	1604	1607	1609	1617	1619	1622
City Thameslink (CTK)	3 d	1519	1521	1526	1534	1536	1539	1541	1549	1551	1556	1604	1606	1609	1611	1619	1621	1624
London Blackfriars (BFR)	3 d	1521	1524	1529	1536	1539	1541	1544	1551	1554	1559	1606	1609	1611	1614	1621	1624	1626
London Bridge (LBG)	4 d		1530	1535		1545	1548	1551		1600	1605		1615	1618	1621	1624	1630	1635
Woolwich Arsenal (WWA)	4 a						1610							1640				
Dartford (DFD)	4 a						1629							1659				
Gravesend (GRV)	4 a						1646							1716				
Rochester (RTR)	4 a						1701							1731				
Chatham (CTM)	4 a						1705							1735				
Gillingham (Kent) (GLM)	4 a						1709							1739				
Rainham (Kent) (RAI)	a						1715							1745				
Elephant & Castle (EPH)	a	1525			1540				1555			1610				1625		1630
Herne Hill (HNN)	4 a	1534			1549				1604			1619				1634		
Tulse Hill (TUH)	4 a	1539			1554				1609			1624				1639		
Wimbledon (WIM)	6 a	1554							1624							1654		
Sutton (Surrey) (SUO)	4 a	1614			1617				1644			1647				1714		
Denmark Hill (DMK)	4 a																	1637
Bromley South (BMS)	4 a																	1703
Orpington (ORP)	4 a																	1715
Sevenoaks (SEV)	4 a																	
Norwood Junction (NWD)	2 a							1602							1632			
East Croydon (ECR)	a		1545	1548		1558		1606		1615	1618		1628		1636		1645	1648
East Grinstead (EGR)	a																	
Purley (PUR)	4 a							1613							1643			
Redhill (RDH)	a		1605					1622		1635					1657		1705	
Gatwick Airport (GTW)	10 a		1616	1604		1614		1634		1646	1634		1644		1710		1716	1704
Three Bridges (TBD)	4 a		1622	1609		1619		1640		1652	1639		1649		1716		1722	1709
Crawley (CRW)	a		1627							1657							1727	
Horsham (HRH)	4 a		1640							1710							1742	
Haywards Heath (HHE)	3 a			1621		1629					1651		1659					1721
Brighton (BTN)	10 a			1643		1648					1714		1721					1744

NOTES (see introductory pages for explanation of train operator codes and standard symbols)

- a Arrival time
d Departure time

**Bedford, Luton, Peterborough, Cambridge and Stevenage to the Medway Towns,
Bromley S, Orpington, Sevenoaks, Wimbledon, Sutton, E. Croydon, Gatwick Airport,
Horsham and Brighton via Central London**

Mondays to Fridays

1st Class/Reservations/Bus/Ferry	Operator	TL	TL □	TL	TL □	TL	TL	TL □	TL	TL □	TL □	TL	TL □	TL □	TL	TL □	TL □	TL	TL □	TL
Bedford (BDM)	7 d				1532					1546	1559					1602				
Luton (LUT)	10 d			1547	1559					1613	1620				1617	1629				
Luton Airport Parkway (LTN)	7 d			1550	1602					1616					1620	1632				
St Albans City (SAC)	d	1552		1601	1613		1607			1627	1632	1622			1631	1643		1637		
West Hampstead Thameslink (WHP)	d	1617		1621			1632			1639		1647			1651			1702		
Kentish Town (KTN)	d	1622					1637		1641			1652						1707		1711
Peterborough (PBO)	8 d							1523											1553	
Huntingdon (HUN)	d							1540											1609	
Cambridge (CBG)	d		1521												1551					
Royston (RYS)	d		1537												1607					
Letchworth Garden City (LET)	d		1550												1620					
Hitchin (HIT)	4 d		1555					1611							1625				1641	
Stevenage (SVG)	4 d		1601					1617							1631				1647	
Welwyn Garden City (WGC)	4 d																			
Hatfield (HAT)	d																			
Potters Bar (PBR)	d																			
Finsbury Park (FPK)	d		1622			1629		1637							1652			1659	1707	
St Pancras International (STP)	15 d	1627	1630	1632	1635	1637	1642	1645	1647	1650	1655	1657	1700	1702	1705	1707	1712	1715	1717	
Farringdon (ZFD)	8 d	1632	1634	1637	1639	1642	1647	1649	1652	1654	1659	1702	1704	1707	1709	1712	1717	1719	1722	
City Thameslink (CTK)	3 d	1634	1636	1639	1641	1644	1649	1651	1654	1656	1701	1704	1706	1709	1711	1714	1719	1721	1724	
London Blackfriars (BFR)	3 d	1636	1639	1641	1644	1646	1651	1654	1656	1659	1704	1706	1709	1711	1714	1716	1721	1724	1726	
London Bridge (LBG)	4 d		1645	1648	1651			1700					1715	1718	1721			1730		
Woolwich Arsenal (WWA)	4 a			1710											1740					
Dartford (DFD)	4 a			1729											1759					
Gravesend (GRV)	4 a			1746											1816					
Rochester (RTR)	4 a			1801											1831					
Chatham (CTM)	4 a			1805											1835					
Gillingham (Kent) (GLM)	4 a			1809											1839					
Rainham (Kent) (RAI)	a			1815											1845					
Elephant & Castle (EPH)	a	1640				1650	1655		1700			1710					1720	1725	1730	
Herne Hill (HNN)	4 a	1649					1704					1719						1734		
Tulse Hill (TUH)	4 a	1654					1709					1724						1739		
Wimbledon (WIM)	6 a						1724											1754		
Sutton (Surrey) (SUO)	4 a	1717					1744					1747						1814		
Denmark Hill (DMK)	4 a					1657			1707								1727		1737	
Bromley South (BMS)	4 a					1722			1733								1752		1803	
Orpington (ORP)	4 a								1745										1815	
Sevenoaks (SEV)	4 a					1755											1825			
Norwood Junction (NWD)	2 a			1702											1732					
East Croydon (ECR)	a		1658		1706			1716		1720	1724		1729		1736			1745		
East Grinstead (EGR)	a										1806									
Purley (PUR)	4 a				1713										1743					
Redhill (RDH)	a				1727			1735							1757				1805	
Gatwick Airport (GTW)	10 a		1714		1740			1746		1735			1744		1810				1816	
Three Bridges (TBD)	4 a		1719		1746			1752		1740			1749		1816				1822	
Crawley (CRW)	a							1757											1827	
Horsham (HRH)	4 a							1812											1842	
Haywards Heath (HHE)	3 a		1729							1752			1759							
Brighton (BTN)	10 a		1751							1815			1821							

NOTES (see introductory pages for explanation of train operator codes and standard symbols)

- a Arrival time
d Departure time

**Bedford, Luton, Peterborough, Cambridge and Stevenage to the Medway Towns,
Bromley S, Orpington, Sevenoaks, Wimbledon, Sutton, E. Croydon, Gatwick Airport,
Horsham and Brighton via Central London**

Mondays to Fridays

1st Class/Reservations/Bus/Ferry	Operator	TL □	TL □	TL □	TL □	TL □	TL □	TL □	TL □	TL □	TL □	TL □	TL □	TL □	TL □	TL □	TL □	TL □
Bedford (BDM)	7 d	1616	1629				1632					1646	1659				1702	
Luton (LUT)	10 d	1643	1651			1647	1659					1713	1720			1717	1729	
Luton Airport Parkway (LTN)	7 d	1646				1650	1702					1716				1720	1732	
St Albans City (SAC)	d	1657	1702	1652		1701	1713		1707			1727	1732	1722		1731	1743	1737
West Hampstead Thameslink (WHP)	d	1709		1717		1721			1732		1736	1739		1747		1751		1802
Kentish Town (KTN)	d			1722					1737		1741			1752				1807
Peterborough (PBO)	8 d									1623								
Huntingdon (HUN)	d									1640								
Cambridge (CBG)	d				1621										1651			
Royston (RYS)	d				1637										1707			
Letchworth Garden City (LET)	d				1650										1720			
Hitchin (HIT)	4 d				1655					1711					1725			
Stevenage (SVG)	4 d				1701					1717					1731			
Welwyn Garden City (WGC)	4 d							1702									1732	
Hatfield (HAT)	d							1707									1737	
Potters Bar (PBR)	d							1713									1743	
Finsbury Park (FPK)	d				1722			1730		1737					1752		1800	
St Pancras International (STP)	15 d	1720	1725	1727	1730	1732	1735	1737	1742	1745	1747	1750	1755	1757	1800	1802	1805	1807
Farringdon (ZFD)	8 d	1724	1729	1732	1734	1737	1739	1742	1747	1749	1752	1754	1759	1802	1804	1807	1809	1812
City Thameslink (CTK)	3 d	1726	1731	1734	1736	1739	1741	1744	1749	1751	1754	1756	1801	1804	1806	1809	1811	1814
London Blackfriars (BFR)	3 d	1729	1734	1736	1739	1741	1744	1746	1751	1754	1756	1759	1804	1806	1809	1811	1814	1816
London Bridge (LBG)	4 d	1735	1740		1745	1748	1751			1800			1805	1810	1815	1818	1821	
Woolwich Arsenal (WWA)	4 a					1810										1840		
Dartford (DFD)	4 a					1829										1859		
Gravesend (GRV)	4 a					1846										1916		
Rochester (RTR)	4 a					1901										1931		
Chatham (CTM)	4 a					1905										1935		
Gillingham (Kent) (GLM)	4 a					1909										1939		
Rainham (Kent) (RAI)	a					1915										1945		
Elephant & Castle (EPH)	a			1740				1750	1755		1800			1810			1820	1825
Herne Hill (HNN)	4 a			1749					1804					1819				1834
Tulse Hill (TUH)	4 a			1754					1809					1824				1839
Wimbledon (WIM)	6 a								1824									1854
Sutton (Surrey) (SUO)	4 a			1817					1844					1847				1914
Denmark Hill (DMK)	4 a							1758			1807							1827
Bromley South (BMS)	4 a							1823			1833							1852
Orpington (ORP)	4 a										1845							
Sevenoaks (SEV)	4 a							1855										1925
Norwood Junction (NWD)	2 a					1802										1832		
East Croydon (ECR)	a	1750	1754		1759	1806			1815		1819	1824		1829		1836		
East Grinstead (EGR)	a		1836									1906						
Purley (PUR)	4 a					1813											1843	
Redhill (RDH)	a					1827			1835								1857	
Gatwick Airport (GTW)	10 a	1805			1814	1840			1846		1835				1844		1909	
Three Bridges (TBD)	4 a	1810			1819	1846			1852		1840				1849		1916	
Crawley (CRW)	a								1857									
Horsham (HRH)	4 a								1912									
Haywards Heath (HHE)	3 a	1822			1829						1852			1859				
Brighton (BTN)	10 a	1845			1851						1915			1921				

NOTES (see introductory pages for explanation of train operator codes and standard symbols)

- a Arrival time
d Departure time

Bedford, Luton, Peterborough, Cambridge and Stevenage to the Medway Towns, Bromley S, Orpington, Sevenoaks, Wimbledon, Sutton, E. Croydon, Gatwick Airport, Horsham and Brighton via Central London

Mondays to Fridays

1st Class/Reservations/Bus/Ferry	Operator	TL □	TL	TL □	TL	TL □	TL	TL □	TL	TL □	TL	TL □	TL	TL □	TL	TL □	TL	TL □
Bedford (BDM)	7 d			1716				1732				1746				1802		
Luton (LUT)	10 d			1743			1747	1759				1813			1817	1829		
Luton Airport Parkway (LTN)	7 d			1746			1750	1802				1816			1820	1832		
St Albans City (SAC)	d			1757	1752		1801	1813		1807		1827	1822		1831	1843	1837	
West Hampstead Thameslink (WHP)	d			1809	1817		1821			1832		1839	1847		1851		1902	
Kentish Town (KTN)	d		1809	1822						1837			1852				1907	
Peterborough (PBO)	8 d	1653									1723							1752
Huntingdon (HUN)	d	1710									1740							1810
Cambridge (CBG)	d				1721									1751				
Royston (RYS)	d				1737									1807				
Letchworth Garden City (LET)	d				1750									1820				
Hitchin (HIT)	4 d	1741			1755						1811			1825				1841
Stevenage (SVG)	4 d	1747			1801						1817			1831				1847
Welwyn Garden City (WGC)	4 d							1802								1832		
Hatfield (HAT)	d							1807								1837		
Potters Bar (PBR)	d							1813								1843		
Finsbury Park (FPK)	d	1807			1822			1830		1837				1852		1900	1907	1907
St Pancras International (STP)	15 d	1815	1817	1820	1827	1830	1832	1835	1837	1842	1845	1850	1857	1900	1902	1905	1907	1912
Farringdon (ZFD)	8 d	1819	1822	1824	1832	1834	1837	1839	1842	1847	1849	1854	1902	1904	1907	1909	1912	1917
City Thameslink (CTK)	3 d	1821	1824	1826	1834	1836	1839	1841	1844	1849	1851	1856	1904	1906	1909	1911	1914	1919
London Blackfriars (BFR)	3 d	1824	1826	1829	1836	1839	1841	1844	1846	1851	1854	1859	1906	1909	1911	1914	1916	1921
London Bridge (LBG)	4 d	1830		1835		1845	1848	1851			1900	1905		1915	1918	1921		1930
Woolwich Arsenal (WWA)	4 a					1910									1940			
Dartford (DFD)	4 a					1929									1959			
Gravesend (GRV)	4 a					1946									2016			
Rochester (RTR)	4 a					2001									2031			
Chatham (CTM)	4 a					2005									2035			
Gillingham (Kent) (GLM)	4 a					2009									2039			
Rainham (Kent) (RAI)	a					2015									2045			
Elephant & Castle (EPH)	a		1830		1840				1850	1855			1910				1920	1925
Herne Hill (HNN)	4 a				1849					1904			1919					1934
Tulse Hill (TUH)	4 a				1854					1909			1924					1939
Wimbledon (WIM)	6 a									1924								1954
Sutton (Surrey) (SUO)	4 a				1917					1944			1947					2014
Denmark Hill (DMK)	4 a		1837						1857								1927	
Bromley South (BMS)	4 a		1904						1922								1953	
Orpington (ORP)	4 a		1915															
Sevenoaks (SEV)	4 a								1955								2025	
Norwood Junction (NWD)	2 a							1902								1932		
East Croydon (ECR)	a	1845		1848		1858		1906			1915	1918		1928		1936		1945
East Grinstead (EGR)	a																	
Purley (PUR)	4 a							1913								1943		
Redhill (RDH)	a	1906						1927			1936					1957		2006
Gatwick Airport (GTW)	10 a	1916		1904		1914		1939			1946	1934		1944		2009		2016
Three Bridges (TBD)	4 a	1922		1909		1919		1946			1952	1939		1949		2016		2022
Crawley (CRW)	a	1927									1957							2027
Horsham (HRH)	4 a	1942									2012							2040
Haywards Heath (HHE)	3 a			1921		1929						1951		1959				
Brighton (BTN)	10 a			1944		1951						2014		2018				

NOTES (see introductory pages for explanation of train operator codes and standard symbols)

- a Arrival time
d Departure time

**Bedford, Luton, Peterborough, Cambridge and Stevenage to the Medway Towns,
Bromley S, Orpington, Sevenoaks, Wimbledon, Sutton, E. Croydon, Gatwick Airport,
Horsham and Brighton via Central London**

Mondays to Fridays

1st Class/Reservations/Bus/Ferry	Operator	TL □	TL □	TL □	TL □	TL □	TL □	TL □	TL □	TL □	TL □	TL □	TL □	TL □	TL □	TL □	TL □	TL □
Bedford (BDM)	7 d	1816				1832			1846				1902			1916		1935
Luton (LUT)	10 d	1843			1847	1858			1913			1917	1929			1943		1959
Luton Airport Parkway (LTN)	7 d	1846			1850	1901			1916			1920	1932			1946		2002
St Albans City (SAC)	d	1856	1852		1901	1911	1907		1927	1922		1931	1943	1937		1957	1952	2013
West Hampstead Thameslink (WHP)	d		1917		1921		1932		1939	1947		1951		2002		2009	2017	
Kentish Town (KTN)	d		1922				1937			1952				2007		2022	2026	
Peterborough (PBO)	8 d							1823							1852			
Huntingdon (HUN)	d							1840							1910			
Cambridge (CBG)	d			1821							1850							
Royston (RYS)	d			1837							1907							
Letchworth Garden City (LET)	d			1850							1921							
Hitchin (HIT)	4 d			1855				1911			1926				1941			
Stevenage (SVG)	4 d			1901				1917			1931				1947			
Welwyn Garden City (WGC)	4 d																	
Hatfield (HAT)	d																	
Potters Bar (PBR)	d																	
Finsbury Park (FPK)	d			1922				1937			1952				2007			
St Pancras International (STP)	15 d	1920	1927	1930	1932	1935	1942	1945	1950	1957	2000	2002	2005	2012	2015	2020	2027	2032
Farringdon (ZFD)	8 d	1924	1932	1934	1937	1939	1947	1949	1954	2002	2004	2007	2009	2017	2019	2024	2032	2037
City Thameslink (CTK)	3 d	1926	1934	1936	1939	1941	1949	1951	1956	2004	2006	2009	2011	2019	2021	2026	2034	2039
London Blackfriars (BFR)	3 d	1929	1936	1939	1941	1944	1951	1954	1959	2006	2009	2011	2014	2021	2024	2029	2036	2041
London Bridge (LBG)	4 d	1935		1945	1948	1951		2000	2005		2015	2018	2021		2030	2035	2048	2051
Woolwich Arsenal (WWA)	4 a				2010							2040						2110
Dartford (DFD)	4 a				2029							2059						2129
Gravesend (GRV)	4 a				2046							2116						2146
Rochester (RTR)	4 a				2101							2134						2201
Chatham (CTM)	4 a				2105							2138						2205
Gillingham (Kent) (GLM)	4 a				2109							2142						2209
Rainham (Kent) (RAI)	a				2115							2148						2215
Elephant & Castle (EPH)	a		1940				1955			2010				2025			2040	
Herne Hill (HNN)	4 a		1949				2004			2019				2034			2049	
Tulse Hill (TUH)	4 a		1954				2009			2024				2039			2054	
Wimbledon (WIM)	6 a						2024							2054				
Sutton (Surrey) (SUO)	4 a		2017				2044			2047				2114			2117	
Denmark Hill (DMK)	4 a																	
Bromley South (BMS)	4 a																	
Orpington (ORP)	4 a																	
Sevenoaks (SEV)	4 a																	
Norwood Junction (NWD)	2 a					2002							2032					2102
East Croydon (ECR)	a	1948		1958		2006		2015	2018		2028		2036		2045	2048		2106
East Grinstead (EGR)	a																	
Purley (PUR)	4 a					2013							2043					2113
Redhill (RDH)	a					2022		2035					2052		2105			2122
Gatwick Airport (GTW)	10 a	2004		2014		2034		2046	2034		2044		2105		2116	2104		2135
Three Bridges (TBD)	4 a	2009		2019		2040		2052	2039		2049				2122	2109		
Crawley (CRW)	a							2057							2127			
Horsham (HRH)	4 a							2110							2140			
Haywards Heath (HHE)	3 a	2021		2029					2051		2059					2121		
Brighton (BTN)	10 a	2043		2048					2113		2118					2143		

NOTES (see introductory pages for explanation of train operator codes and standard symbols)

- a Arrival time
d Departure time

**Bedford, Luton, Peterborough, Cambridge and Stevenage to the Medway Towns,
Bromley S, Orpington, Sevenoaks, Wimbledon, Sutton, E. Croydon, Gatwick Airport,
Horsham and Brighton via Central London**

Mondays to Fridays

1st Class/Reservations/Bus/Ferry	Operator	TL	TL □	TL □	TL	TL □	TL	TL □	TL	TL □	TL □	TL	TL □	TL □	TL	TL □	TL □	TL □
Bedford (BDM)	7 d			1946								2016					2046	
Luton (LUT)	10 d			2013				2029				2043				2059		2113
Luton Airport Parkway (LTN)	7 d			2016				2032				2046				2102		2116
St Albans City (SAC)	d	2007		2027	2022			2043	2037			2057	2052		2113	2107		2127 2122
West Hampstead Thameslink (WHP)	d	2032		2039	2047				2102			2109	2117			2132		2139 2147
Kentish Town (KTN)	d	2037			2052		2056		2107				2122	2126		2137		2152
Peterborough (PBO)	8 d		1923								1953						2023	
Huntingdon (HUN)	d		1940								2010						2040	
Cambridge (CBG)	d					1951												2051
Royston (RYS)	d					2007												2107
Letchworth Garden City (LET)	d					2020												2120
Hitchin (HIT)	4 d		2011			2025					2041						2111	2125
Stevenage (SVG)	4 d		2017			2030					2047						2117	2131
Welwyn Garden City (WGC)	4 d																	
Hatfield (HAT)	d																	
Potters Bar (PBR)	d																	
Finsbury Park (FPK)	d		2037			2052					2107						2137	2152
St Pancras International (STP)	15 d	2042	2045	2050	2057	2100	2102	2105	2112	2115	2120	2127	2132	2135	2142	2145	2150	2157 2200
Farringdon (ZFD)	8 d	2047	2049	2054	2102	2104	2107	2109	2117	2119	2124	2132	2137	2139	2147	2149	2154	2202 2204
City Thameslink (CTK)	3 d	2049	2051	2056	2104	2106	2109	2111	2119	2121	2126	2134	2139	2141	2149	2151	2156	2204 2206
London Blackfriars (BFR)	3 d	2051	2054	2059	2106	2109	2111	2114	2121	2124	2129	2136	2141	2144	2151	2154	2159	2206 2209
London Bridge (LBG)	4 d		2100	2105		2115	2118	2121		2130	2135		2148	2151		2200	2205	2215
Woolwich Arsenal (WWA)	4 a						2140						2210					
Dartford (DFD)	4 a						2159						2229					
Gravesend (GRV)	4 a						2216						2246					
Rochester (RTR)	4 a						2231						2301					
Chatham (CTM)	4 a						2235						2305					
Gillingham (Kent) (GLM)	4 a						2239						2309					
Rainham (Kent) (RAI)	a						2245						2316					
Elephant & Castle (EPH)	a	2055			2110					2125			2140			2155		2210
Herne Hill (HNNH)	4 a	2104			2119					2134			2149			2204		2219
Tulse Hill (TUH)	4 a	2109			2124					2139			2154			2209		2224
Wimbledon (WIM)	6 a	2124								2154						2224		
Sutton (Surrey) (SUO)	4 a	2144			2147					2214			2217			2244		2247
Denmark Hill (DMK)	4 a																	
Bromley South (BMS)	4 a																	
Orpington (ORP)	4 a																	
Sevenoaks (SEV)	4 a																	
Norwood Junction (NWD)	2 a							2132						2202				
East Croydon (ECR)	a		2116	2118		2128		2136		2145	2148			2206		2215	2218	2228
East Grinstead (EGR)	a																	
Purley (PUR)	4 a							2143						2213				
Redhill (RDH)	a		2135					2152		2205				2222		2235		
Gatwick Airport (GTW)	10 a		2146	2134		2144		2205		2216	2204			2234		2246	2234	2244
Three Bridges (TBD)	4 a		2154	2139		2149				2222	2209			2240		2252	2239	2249
Crawley (CRW)	a		2159							2227						2257		
Horsham (HRH)	4 a		2212							2240						2310		
Haywards Heath (HHE)	3 a			2151		2159						2221					2251	2259
Brighton (BTN)	10 a			2213		2218						2243					2313	2318

NOTES (see introductory pages for explanation of train operator codes and standard symbols)

- a Arrival time
d Departure time

**Bedford, Luton, Peterborough, Cambridge and Stevenage to the Medway Towns,
Bromley S, Orpington, Sevenoaks, Wimbledon, Sutton, E. Croydon, Gatwick Airport,
Horsham and Brighton via Central London**

Mondays to Fridays

1st Class/Reservations/Bus/Ferry	Operator	TL	TL □	TL	TL □	TL □	TL	TL	TL □	TL	TL □	TL	TL □	TL	TL □	TL	TL □	TL □	TL
Bedford (BDM)	7 d					2116						2146						2214	
Luton (LUT)	10 d		2129			2143			2159			2213						2241	2254
Luton Airport Parkway (LTN)	7 d		2132			2146			2202			2216						2244	2257
St Albans City (SAC)	d		2143	2137		2157	2152		2213	2207		2227	2222			2237		2255	2309
West Hampstead Thameslink (WHP)	d			2202		2209	2217			2232		2239	2247			2302		2312	2334
Kentish Town (KTN)	d	2156		2207			2222	2226		2237			2252		2256	2307		2338	
Peterborough (PBO)	8 d				2052							2123					2155		
Huntingdon (HUN)	d				2110							2140					2210		
Cambridge (CBG)	d													2151					
Royston (RYS)	d													2207					
Letchworth Garden City (LET)	d													2220					
Hitchin (HIT)	4 d				2141							2211			2225			2241	
Stevenage (SVG)	4 d				2147							2217			2231			2247	
Welwyn Garden City (WGC)	4 d																		
Hatfield (HAT)	d																		
Potters Bar (PBR)	d																		
Finsbury Park (FPK)	d				2207							2237			2252			2307	
St Pancras International (STP)	15 d	2202	2205	2212	2215	2220	2227	2232	2235	2242	2245	2250	2257	2300	2302	2312	2315	2324	2344
Farringdon (ZFD)	8 d	2207	2209	2217	2219	2224	2232	2237	2239	2247	2249	2254	2302	2304	2307	2317	2319	2328	2349
City Thameslink (CTK)	3 d	2209	2211	2219	2221	2226	2234	2239	2241	2249	2251	2256							
London Blackfriars (BFR)	3 d	2211	2214	2221	2224	2229	2236	2241	2244	2251	2254	2259	2306	2309	2311	2321	2324	2332	2353
London Bridge (LBG)	4 d	2218	2221		2230	2235		2248	2251		2300	2305		2315	2318		2330	2338	
Woolwich Arsenal (WWA)	4 a	2240						2310								2340			
Dartford (DFD)	4 a	2259						2329								2358			
Gravesend (GRV)	4 a	2316						2346								0016			
Rochester (RTR)	4 a	2331						0001								0031			
Chatham (CTM)	4 a	2335						0005								0035			
Gillingham (Kent) (GLM)	4 a	2339						0010								0040			
Rainham (Kent) (RAI)	a																		
Elephant & Castle (EPH)	a			2225			2240			2255			2310			2325			2357
Herne Hill (HNN)	4 a			2234			2249			2304			2319			2334			0006
Tulse Hill (TUH)	4 a			2239			2254			2309			2324			2339			0010
Wimbledon (WIM)	6 a			2254						2324						2354			0024
Sutton (Surrey) (SUO)	4 a			2314			2317			2344			2347			0014			0044
Denmark Hill (DMK)	4 a																		
Bromley South (BMS)	4 a																		
Orpington (ORP)	4 a																		
Sevenoaks (SEV)	4 a																		
Norwood Junction (NWD)	2 a		2232						2302								2342		
East Croydon (ECR)	a		2236		2245	2248			2306		2314	2319		2328			2346	2351	
East Grinstead (EGR)	a																		
Purley (PUR)	4 a		2243						2313								2353	2358	
Redhill (RDH)	a		2255		2305				2322		2333						0002	0011	
Gatwick Airport (GTW)	10 a		2308		2318	2304			2334		2344	2334		2349			0016	0021	
Three Bridges (TBD)	4 a				2324	2309			2343		2350	2339		2354			0022	0027	
Crawley (CRW)	a				2329						2355						0027		
Horsham (HRH)	4 a				2342						0008						0040		
Haywards Heath (HHE)	3 a					2321						2351		0004				0039	
Brighton (BTN)	10 a					2343						0013		0024				0100	

NOTES (see introductory pages for explanation of train operator codes and standard symbols)

- a Arrival time
d Departure time

**Bedford, Luton, Peterborough, Cambridge and Stevenage to the Medway Towns,
Bromley S, Orpington, Sevenoaks, Wimbledon, Sutton, E. Croydon, Gatwick Airport,
Horsham and Brighton via Central London**

Mondays to Fridays

Operator Days of operation/Notes 1st Class/Reservations/Bus/Ferry	TL 1	TL 1	TL 1	TL TSM 1	TL TSM 1	TL TSM 1	
Bedford (BDM)	7 d	2244	2306	2344	0014	0114	0214
Luton (LUT)	10 d	2311	2333	0011	0041	0141	0241
Luton Airport Parkway (LTN)	7 d	2314	2336	0014	0044	0144	0244
St Albans City (SAC)	d	2325	2348	0025	0055	0155	0255
West Hampstead Thameslink (WHP)	d	2342	0012	0042	0120	0220	0320
Kentish Town (KTN)	d		0017		0125	0225	0325
Peterborough (PBO)	8 d						
Huntingdon (HUN)	d						
Cambridge (CBG)	d						
Royston (RYS)	d						
Letchworth Garden City (LET)	d						
Hitchin (HIT)	4 d						
Stevenage (SVG)	4 d						
Welwyn Garden City (WGC)	4 d						
Hatfield (HAT)	d						
Potters Bar (PBR)	d						
Finsbury Park (FPK)	d						
St Pancras International (STP)	15 d	2354	0024	0054	0132	0232	0332
Farringdon (ZFD)	3 d	2358	0028				
City Thameslink (CTK)	3 d						
London Blackfriars (BFR)	3 d	0002	0032	0102	0140	0240	0340
London Bridge (LBG)	4 d						
Woolwich Arsenal (WWA)	4 a						
Dartford (DFD)	4 a						
Gravesend (GRV)	4 a						
Rochester (RTR)	4 a						
Chatham (CTM)	4 a						
Gillingham (Kent) (GLM)	4 a						
Rainham (Kent) (RAI)	a						
Elephant & Castle (EPH)	a						
Herne Hill (HNH)	4 a						
Tulse Hill (TUH)	4 a						
Wimbledon (WIM)	6 a						
Sutton (Surrey) (SUO)	4 a						
Denmark Hill (DMK)	4 a						
Bromley South (BMS)	4 a						
Orpington (ORP)	4 a						
Sevenoaks (SEV)	4 a						
Norwood Junction (NWD)	2 a						
East Croydon (ECR)	a	0027	0057	0127	0205	0305	0405
East Grinstead (EGR)	a						
Purley (PUR)	4 a			0134	0213	0313	0413
Redhill (RDH)	a		0111	0145			
Gatwick Airport (GTW)	10 a	0048	0122	0156	0230	0330	0430
Three Bridges (TBD)	4 a	0054	0128	0203	0236	0336	0436
Crawley (CRW)	a						
Horsham (HRH)	4 a						
Haywards Heath (HHE)	3 a	0104		0213			
Brighton (BTN)	10 a	0124		0228			

NOTES (see introductory pages for explanation of train operator codes and standard symbols)

a Arrival time
d Departure time

TSM Tuesday to Saturday mornings

**Bedford, Luton, Peterborough, Cambridge and Stevenage to the Medway Towns,
Bromley S, Orpington, Sevenoaks, Wimbledon, Sutton, E. Croydon, Gatwick Airport,
Horsham and Brighton via Central London**

Saturdays

1st Class/Reservations/Bus/Ferry	Operator	TL □	TL □	TL □	TL □	TL □	TL □	TL □	TL □	TL □	TL □	TL □	TL □	TL □	TL □	TL □	TL □	TL □
Bedford (BDM)	7 d				0014	0114	0214	0314	0342	0412						0442		
Luton (LUT)	10 d			0011	0041	0141	0241	0341	0409	0420	0438			0450		0508		
Luton Airport Parkway (LTN)	7 d			0014	0044	0144	0244	0344	0412	0423	0441			0453		0511		
St Albans City (SAC)	d			0025	0055	0155	0255	0355	0423	0435	0452			0505		0522		
West Hampstead Thameslink (WHP)	d		0012	0042	0120	0220	0320	0420	0442	0501	0510	0516	0521	0531		0540	0545	0551
Kentish Town (KTN)	d		0017		0125	0225	0325	0425	0506			0521	0525	0536		0550		0556
Peterborough (PBO)	8 d														0419			
Huntingdon (HUN)	d														0434			
Cambridge (CBG)	d																0451	
Royston (RYS)	d																0507	
Letchworth Garden City (LET)	d																0520	
Hitchin (HIT)	4 d														0507		0525	
Stevenage (SVG)	4 d														0513		0531	
Welwyn Garden City (WGC)	4 d														0522			
Hatfield (HAT)	d																	
Potters Bar (PBR)	d																	
Finsbury Park (FPK)	d														0537		0552	
St Pancras International (STP)	15 d		0024	0054	0132	0232	0332	0432	0452	0512	0520	0527	0532	0542	0545	0550	0557	0600
Farringdon (ZFD)	8 d		0028						0456	0517	0524	0532	0537	0547	0549	0554	0602	0604
City Thameslink (CTK)	3 d																	
London Blackfriars (BFR)	8 d	0002	0032	0102	0140	0240	0340	0440	0501	0521	0529	0536	0541	0551	0554	0559	0606	0609
London Bridge (LBG)	4 d										0535		0548		0600	0605	0615	0618
Woolwich Arsenal (WWA)	4 a												0610					0640
Dartford (DFD)	4 a												0629					0659
Gravesend (GRV)	4 a												0646					0716
Rochester (RTR)	4 a												0701					0731
Chatham (CTM)	4 a												0705					0735
Gillingham (Kent) (GLM)	4 a												0709					0739
Rainham (Kent) (RAI)	a												0715					0745
Elephant & Castle (EPH)	a								0525		0540		0555			0610		
Herne Hill (HNN)	4 a								0534		0549		0604			0619		
Tulse Hill (TUH)	4 a								0539		0554		0609			0624		
Wimbledon (WIM)	6 a								0554		0614		0624					
Sutton (Surrey) (SUO)	4 a								0614		0617		0644			0647		
Denmark Hill (DMK)	4 a																	
Bromley South (BMS)	4 a																	
Orpington (ORP)	4 a																	
Sevenoaks (SEV)	4 a																	
Norwood Junction (NWD)	2 a														0612			
East Croydon (ECR)	a	0027	0057	0127	0205	0305	0405	0505	0526		0548				0616	0618		0628
East Grinstead (EGR)	a																	
Purley (PUR)	4 a			0134	0213	0313	0412	0513							0622			
Redhill (RDH)	a		0111	0145											0636			
Gatwick Airport (GTW)	10 a	0048	0122	0156	0230	0330	0430	0531	0547		0604				0649	0634		0644
Three Bridges (TBD)	4 a	0054	0128	0203	0236	0336	0436	0537	0552		0609				0655	0639		0649
Crawley (CRW)	a														0700			
Horsham (HRH)	4 a														0712			
Haywards Heath (HHE)	8 a	0104		0213				0549	0603		0621					0651		0659
Brighton (BTN)	10 a	0124		0228				0610	0624		0643					0713		0718

NOTES (see introductory pages for explanation of train operator codes and standard symbols)

- a Arrival time
d Departure time

**Bedford, Luton, Peterborough, Cambridge and Stevenage to the Medway Towns,
Bromley S, Orpington, Sevenoaks, Wimbledon, Sutton, E. Croydon, Gatwick Airport,
Horsham and Brighton via Central London**

Saturdays

1st Class/Reservations/Bus/Ferry	Operator	TL	TL □	TL □	TL □	TL □	TL □	TL □	TL □	TL □	TL □	TL □	TL □	TL □	TL □	TL □	TL □	TL □
Bedford (BDM)	7 d			0516						0546					0602	0556		0616
Luton (LUT)	10 d	0520		0543	0536					0613					0629	0623		0643
Luton Airport Parkway (LTN)	7 d	0523		0546	0539					0616					0632	0626		0646
St Albans City (SAC)	d	0535		0557	0551					0627	0622				0643	0637		0657
West Hampstead Thameslink (WHP)	d	0601		0609	0616		0621	0632		0639	0647		0651		0702		0709	0717
Kentish Town (KTN)	d	0606		0621		0625	0637			0652			0655		0707		0722	
Peterborough (PBO)	8 d		0453						0523								0555	
Huntingdon (HUN)	d		0508						0538								0610	
Cambridge (CBG)	d					0521							0551					0621
Royston (RYS)	d					0537							0607					0637
Letchworth Garden City (LET)	d					0550							0620					0650
Hitchin (HIT)	4 d		0541			0555			0609				0625				0641	0655
Stevenage (SVG)	4 d		0547			0601			0617				0631				0647	0701
Welwyn Garden City (WGC)	4 d																	
Hatfield (HAT)	d																	
Potters Bar (PBR)	d																	
Finsbury Park (FPK)	d		0607			0622			0637				0652				0707	0722
St Pancras International (STP)	15 d	0612	0615	0620	0627	0630	0632	0642	0645	0650	0657	0700	0702	0705	0712	0715	0720	0727
Farringdon (ZFD)	8 d	0617	0619	0624	0632	0634	0637	0647	0649	0654	0702	0704	0707	0709	0717	0719	0724	0732
City Thameslink (CTK)	3 d																	
London Blackfriars (BFR)	8 d	0621	0624	0629	0636	0639	0641	0651	0654	0659	0706	0709	0711	0714	0721	0724	0729	0736
London Bridge (LBG)	4 d		0630	0635		0645	0648		0700	0705		0715	0718	0721		0730	0735	0745
Woolwich Arsenal (WWA)	4 a						0710						0740					
Dartford (DFD)	4 a						0729						0759					
Gravesend (GRV)	4 a						0746						0816					
Rochester (RTR)	4 a						0801						0831					
Chatham (CTM)	4 a						0805						0835					
Gillingham (Kent) (GLM)	4 a						0809						0839					
Rainham (Kent) (RAI)	a						0815						0845					
Elephant & Castle (EPH)	a	0625			0640			0655			0710				0725			0740
Herne Hill (HNH)	4 a	0634			0649			0704			0719				0734			0749
Tulse Hill (TUH)	4 a	0639			0654			0709			0724				0739			0754
Wimbledon (WIM)	6 a	0654						0724							0754			
Sutton (Surrey) (SUO)	4 a	0714			0717			0744			0747				0814			0817
Denmark Hill (DMK)	4 a																	
Bromley South (BMS)	4 a																	
Orpington (ORP)	4 a																	
Sevenoaks (SEV)	4 a																	
Norwood Junction (NWD)	2 a		0642						0712						0732			
East Croydon (ECR)	a		0646	0648		0658			0716	0718		0728			0736		0745	0748
East Grinstead (EGR)	a																	
Purley (PUR)	4 a		0652						0722						0743			
Redhill (RDH)	a		0706						0736						0752		0805	
Gatwick Airport (GTW)	10 a		0719	0704		0714			0749	0734		0744			0804	0816	0804	0814
Three Bridges (TBD)	4 a		0725	0709		0719			0755	0739		0749			0810	0822	0809	0819
Crawley (CRW)	a		0730						0800							0827		
Horsham (HRH)	4 a		0742						0813							0840		
Haywards Heath (HHE)	3 a			0721		0729				0751		0759					0821	0829
Brighton (BTN)	10 a			0743		0748				0813		0818					0843	0848

NOTES (see introductory pages for explanation of train operator codes and standard symbols)

- a Arrival time
d Departure time

**Bedford, Luton, Peterborough, Cambridge and Stevenage to the Medway Towns,
Bromley S, Orpington, Sevenoaks, Wimbledon, Sutton, E. Croydon, Gatwick Airport,
Horsham and Brighton via Central London**

Saturdays

1st Class/Reservations/Bus/Ferry	Operator	TL	TL □	TL	TL □	TL □	TL	TL □	TL	TL □	TL	TL □	TL	TL □	TL	TL □	TL	TL □	TL	TL □
Bedford (BDM)	7 d	0632			0646			0655	0702				0716				0732			
Luton (LUT)	10 d	0659			0713			0717	0729				0743				0759			
Luton Airport Parkway (LTN)	7 d	0702			0716			0720	0732				0746				0750	0802		
St Albans City (SAC)	d	0713	0707		0727	0722		0731	0743	0737			0757	0752			0801	0813	0807	
West Hampstead Thameslink (WHP)	d	0721		0732		0739	0747		0751			0802		0809	0817		0821		0832	
Kentish Town (KTN)	d	0725		0737			0752					0807			0822				0837	
Peterborough (PBO)	8 d				0625								0653							0723
Huntingdon (HUN)	d				0640								0710							0740
Cambridge (CBG)	d							0651								0721				
Royston (RYS)	d							0707								0737				
Letchworth Garden City (LET)	d							0720								0750				
Hitchin (HIT)	4 d				0711			0725					0741			0755				0811
Stevenage (SVG)	4 d				0717			0731					0747			0801				0817
Welwyn Garden City (WGC)	4 d																			
Hatfield (HAT)	d																			
Potters Bar (PBR)	d																			
Finsbury Park (FPK)	d				0737			0752					0807			0822				0837
St Pancras International (STP)	15 d	0732	0735	0742	0745	0750	0757	0800	0802	0805	0812	0815	0820	0827	0830	0832	0835	0842	0845	
Farringdon (ZFD)	8 d	0737	0739	0747	0749	0754	0802	0804	0807	0809	0817	0819	0824	0832	0834	0837	0839	0847	0849	
City Thameslink (CTK)	3 d																			
London Blackfriars (BFR)	8 d	0741	0744	0751	0754	0759	0806	0809	0811	0814	0821	0824	0829	0836	0839	0841	0844	0851	0854	
London Bridge (LBG)	4 d	0748	0751		0800	0805		0815	0818	0821		0830	0835		0845	0848	0851		0900	
Woolwich Arsenal (WWA)	4 a	0810							0840							0910				
Dartford (DFD)	4 a	0829							0859							0929				
Gravesend (GRV)	4 a	0846							0916							0946				
Rochester (RTR)	4 a	0901							0931							1001				
Chatham (CTM)	4 a	0905							0935							1005				
Gillingham (Kent) (GLM)	4 a	0909							0939							1009				
Rainham (Kent) (RAI)	a	0915							0945							1015				
Elephant & Castle (EPH)	a			0755			0810				0825			0840				0855		
Herne Hill (HNN)	4 a			0804			0819				0834			0849				0904		
Tulse Hill (TUH)	4 a			0809			0824				0839			0854				0909		
Wimbledon (WIM)	6 a			0824							0854							0924		
Sutton (Surrey) (SUO)	4 a			0844			0847				0914			0917				0944		
Denmark Hill (DMK)	4 a																			
Bromley South (BMS)	4 a																			
Orpington (ORP)	4 a																			
Sevenoaks (SEV)	4 a																			
Norwood Junction (NWD)	2 a		0802						0832								0902			
East Croydon (ECR)	a		0806		0815	0818		0828		0836		0845	0848		0858		0906		0915	
East Grinstead (EGR)	a																			
Purley (PUR)	4 a		0813						0843								0913			
Redhill (RDH)	a		0822		0835				0852			0905					0922		0934	
Gatwick Airport (GTW)	10 a		0834		0846	0834		0844	0904			0916	0904		0914		0934		0946	
Three Bridges (TBD)	4 a		0840		0852	0839		0849	0910			0922	0909		0919		0940		0952	
Crawley (CRW)	a				0857							0927							0957	
Horsham (HRH)	4 a				0910							0940							1010	
Haywards Heath (HHE)	3 a					0851		0859					0921		0929					
Brighton (BTN)	10 a					0913		0918					0943		0948					

NOTES (see introductory pages for explanation of train operator codes and standard symbols)

- a Arrival time
d Departure time

Bedford, Luton, Peterborough, Cambridge and Stevenage to the Medway Towns, Bromley S, Orpington, Sevenoaks, Wimbledon, Sutton, E. Croydon, Gatwick Airport, Horsham and Brighton via Central London

Saturdays

1st Class/Reservations/Bus/Ferry	Operator	TL □	TL □	TL □	TL □	TL □	TL □	TL □	TL □	TL □	TL □	TL □	TL □	TL □	TL □	TL □	TL □	TL □
Bedford (BDM)	7 d	0746				0802			0816				0832			0846		
Luton (LUT)	10 d	0813			0817	0829			0843			0847	0859			0913		0917
Luton Airport Parkway (LTN)	7 d	0816			0820	0832			0846			0850	0902			0916		0920
St Albans City (SAC)	d	0827	0822		0831	0843	0837		0857	0852		0901	0913	0907		0927	0922	0931
West Hampstead Thameslink (WHP)	d	0839	0847		0851		0902		0909	0917		0921		0932		0939	0947	0951
Kentish Town (KTN)	d		0852				0907			0922				0937			0952	
Peterborough (PBO)	8 d							0753							0823			
Huntingdon (HUN)	d							0810							0840			
Cambridge (CBG)	d			0751							0821						0851	
Royston (RYS)	d			0807							0837						0907	
Letchworth Garden City (LET)	d			0820							0850						0920	
Hitchin (HIT)	4 d			0825				0841			0855				0911		0925	
Stevenage (SVG)	4 d			0831				0847			0901				0917		0930	
Welwyn Garden City (WGC)	4 d																	
Hatfield (HAT)	d																	
Potters Bar (PBR)	d																	
Finsbury Park (FPK)	d			0852				0907			0922				0937		0952	
St Pancras International (STP)	15 d	0850	0857	0900	0902	0905	0912	0915	0920	0927	0930	0932	0935	0942	0945	0950	0957	1000
Farringdon (ZFD)	8 d	0854	0902	0904	0907	0909	0917	0919	0924	0932	0934	0937	0939	0947	0949	0954	1002	1004
City Thameslink (CTK)	3 d		0904	0906	0909	0911	0919	0921	0926	0934	0936	0939	0941	0949	0951	0956	1004	1006
London Blackfriars (BFR)	8 d	0859	0906	0909	0911	0914	0921	0924	0929	0936	0939	0941	0944	0951	0954	0959	1006	1009
London Bridge (LBG)	4 d	0905		0915	0918	0921		0930	0935		0945	0948	0951		1000	1005		1015
Woolwich Arsenal (WWA)	4 a				0940							1010						1040
Dartford (DFD)	4 a				0959							1029						1059
Gravesend (GRV)	4 a				1016							1046						1116
Rochester (RTR)	4 a				1031							1101						1131
Chatham (CTM)	4 a				1035							1105						1135
Gillingham (Kent) (GLM)	4 a				1039							1109						1139
Rainham (Kent) (RAI)	a				1045							1115						1145
Elephant & Castle (EPH)	a		0910				0925			0940				0955			1010	
Herne Hill (HNN)	4 a		0919				0934			0949				1004			1019	
Tulse Hill (TUH)	4 a		0924				0939			0954				1009			1024	
Wimbledon (WIM)	6 a						0954							1024				
Sutton (Surrey) (SUO)	4 a		0947				1014			1017				1044			1047	
Denmark Hill (DMK)	4 a																	
Bromley South (BMS)	4 a																	
Orpington (ORP)	4 a																	
Sevenoaks (SEV)	4 a																	
Norwood Junction (NWD)	2 a					0932							1002					
East Croydon (ECR)	a	0918		0928		0936		0945	0948		0958		1006		1015	1018		1028
East Grinstead (EGR)	a																	
Purley (PUR)	4 a					0943							1013					
Redhill (RDH)	a					0952		1005					1022		1035			
Gatwick Airport (GTW)	10 a	0934		0944		1004		1016	1004		1014		1034		1046	1034		1044
Three Bridges (TBD)	4 a	0939		0949		1010		1022	1009		1019		1040		1052	1039		1049
Crawley (CRW)	a							1027							1057			
Horsham (HRH)	4 a							1040							1110			
Haywards Heath (HHE)	3 a	0951		0959					1021		1029					1051		1059
Brighton (BTN)	10 a	1013		1018					1043		1048					1113		1118

NOTES (see introductory pages for explanation of train operator codes and standard symbols)

- a Arrival time
d Departure time

**Bedford, Luton, Peterborough, Cambridge and Stevenage to the Medway Towns,
Bromley S, Orpington, Sevenoaks, Wimbledon, Sutton, E. Croydon, Gatwick Airport,
Horsham and Brighton via Central London**

Saturdays

1st Class/Reservations/Bus/Ferry	Operator	TL □	TL □	TL □	TL □	TL □	TL □	TL □	TL □	TL □	TL □	TL □	TL □	TL □	TL □	TL □	TL □	TL □
Bedford (BDM)	7 d	0902			0916				0932			0946				1002		1016
Luton (LUT)	10 d	0929			0943			0947	0959			1013			1017	1029		1043
Luton Airport Parkway (LTN)	7 d	0932			0946			0950	1002			1016			1020	1032		1046
St Albans City (SAC)	d	0943	0937		0957	0952		1001	1013	1007		1027	1022		1031	1043	1037	1057
West Hampstead Thameslink (WHP)	d		1002		1009	1017		1021		1032		1039	1047		1051		1102	1109
Kentish Town (KTN)	d		1007			1022				1037			1052				1107	
Peterborough (PBO)	8 d			0853								0923					0955	
Huntingdon (HUN)	d			0908								0940					1010	
Cambridge (CBG)	d					0921								0951				
Royston (RYS)	d					0937								1007				
Letchworth Garden City (LET)	d					0950								1020				
Hitchin (HIT)	4 d			0939		0955					1011			1025			1041	
Stevenage (SVG)	4 d			0947		1001					1017			1031			1047	
Welwyn Garden City (WGC)	4 d																	
Hatfield (HAT)	d																	
Potters Bar (PBR)	d																	
Finsbury Park (FPK)	d			1007		1022					1037			1052			1107	
St Pancras International (STP)	15 d	1005	1012	1015	1020	1027	1030	1032	1035	1042	1045	1050	1057	1100	1102	1105	1112	1115
Farringdon (ZFD)	8 d	1009	1017	1019	1024	1032	1034	1037	1039	1047	1049	1054	1102	1104	1107	1109	1117	1119
City Thameslink (CTK)	3 d	1011	1019	1021	1026	1034	1036	1039	1041	1049	1051	1056	1104	1106	1109	1111	1119	1121
London Blackfriars (BFR)	3 d	1014	1021	1024	1029	1036	1039	1041	1044	1051	1054	1059	1106	1109	1111	1114	1121	1124
London Bridge (LBG)	4 d	1021		1030	1035		1045	1048	1051		1100	1105		1115	1118	1121	1130	1135
Woolwich Arsenal (WWA)	4 a							1110							1140			
Dartford (DFD)	4 a							1129							1159			
Gravesend (GRV)	4 a							1146							1216			
Rochester (RTR)	4 a							1201							1231			
Chatham (CTM)	4 a							1205							1235			
Gillingham (Kent) (GLM)	4 a							1209							1239			
Rainham (Kent) (RAI)	a							1215							1245			
Elephant & Castle (EPH)	a		1025			1040				1055			1110				1125	
Herne Hill (HNH)	4 a		1034			1049				1104			1119				1134	
Tulse Hill (TUH)	4 a		1039			1054				1109			1124				1139	
Wimbledon (WIM)	6 a		1054							1124							1154	
Sutton (Surrey) (SUO)	4 a		1114			1117				1144			1147				1214	
Denmark Hill (DMK)	4 a																	
Bromley South (BMS)	4 a																	
Orpington (ORP)	4 a																	
Sevenoaks (SEV)	4 a																	
Norwood Junction (NWD)	2 a	1032							1102							1132		
East Croydon (ECR)	a	1036		1045	1048		1058		1106		1115	1118		1128		1136		1145
East Grinstead (EGR)	a																	1148
Purley (PUR)	4 a	1043							1113							1143		
Redhill (RDH)	a	1052		1105					1122		1135					1152		1205
Gatwick Airport (GTW)	10 a	1104		1116	1104		1114		1134		1146	1134		1144		1204	1216	1204
Three Bridges (TBD)	4 a	1110		1122	1109		1119		1140		1152	1139		1149		1210	1222	1209
Crawley (CRW)	a			1127							1157						1227	
Horsham (HRH)	4 a			1140							1210						1240	
Haywards Heath (HHE)	3 a				1121		1129					1151		1159				1221
Brighton (BTN)	10 a				1143		1148					1213		1218				1243

NOTES (see introductory pages for explanation of train operator codes and standard symbols)

- a Arrival time
d Departure time

**Bedford, Luton, Peterborough, Cambridge and Stevenage to the Medway Towns,
Bromley S, Orpington, Sevenoaks, Wimbledon, Sutton, E. Croydon, Gatwick Airport,
Horsham and Brighton via Central London**

Saturdays

1st Class/Reservations/Bus/Ferry	Operator	TL	TL	TL	TL	TL	TL	TL	TL	TL	TL	TL	TL	TL	TL	TL	TL	TL
		TL	TL	TL	TL	TL	TL	TL	TL	TL	TL	TL	TL	TL	TL	TL	TL	TL
Bedford (BDM)	7 d				1032			1046				1102			1116			1132
Luton (LUT)	10 d			1047	1059			1113			1117	1129			1143			1159
Luton Airport Parkway (LTN)	7 d			1050	1102			1116			1120	1132			1146			1202
St Albans City (SAC)	d	1052		1101	1113	1107		1127	1122		1131	1143	1137		1157	1152		1201
West Hampstead Thameslink (WHP)	d	1117		1121		1132		1139	1147		1151		1202		1209	1217		1221
Kentish Town (KTN)	d	1122				1137		1152					1207		1222			
Peterborough (PBO)	8 d						1023							1054				
Huntingdon (HUN)	d						1040							1110				
Cambridge (CBG)	d		1021							1051							1121	
Royston (RYS)	d		1037							1107							1137	
Letchworth Garden City (LET)	d		1050							1120							1150	
Hitchin (HIT)	4 d		1055				1111			1125				1141			1155	
Stevenage (SVG)	4 d		1101				1117			1131				1147			1201	
Welwyn Garden City (WGC)	4 d																	
Hatfield (HAT)	d																	
Potters Bar (PBR)	d																	
Finsbury Park (FPK)	d		1122				1137			1152				1207			1222	
St Pancras International (STP)	15 d	1127	1130	1132	1135	1142	1145	1150	1157	1200	1202	1205	1212	1215	1220	1227	1230	1232
Farringdon (ZFD)	3 d	1132	1134	1137	1139	1147	1149	1154	1202	1204	1207	1209	1217	1219	1224	1232	1234	1237
City Thameslink (CTK)	3 d	1134	1136	1139	1141	1149	1151	1156	1204	1206	1209	1211	1219	1221	1226	1234	1236	1239
London Blackfriars (BFR)	3 d	1136	1139	1141	1144	1151	1154	1159	1206	1209	1211	1214	1221	1224	1229	1236	1239	1241
London Bridge (LBG)	4 d		1145	1148	1151		1200	1205		1215	1218	1221		1230	1235		1245	1251
Woolwich Arsenal (WWA)	4 a			1210							1240							1310
Dartford (DFD)	4 a			1229							1259							1329
Gravesend (GRV)	4 a			1246							1316							1346
Rochester (RTR)	4 a			1301							1331							1401
Chatham (CTM)	4 a			1305							1335							1405
Gillingham (Kent) (GLM)	4 a			1309							1339							1409
Rainham (Kent) (RAI)	a			1315							1345							1415
Elephant & Castle (EPH)	a	1140				1155			1210				1225			1240		
Herne Hill (HNH)	4 a	1149				1204			1219				1234			1249		
Tulse Hill (TUH)	4 a	1154				1209			1224				1239			1254		
Wimbledon (WIM)	6 a					1224							1254					
Sutton (Surrey) (SUO)	4 a	1217				1244			1247				1314			1317		
Denmark Hill (DMK)	4 a																	
Bromley South (BMS)	4 a																	
Orpington (ORP)	4 a																	
Sevenoaks (SEV)	4 a																	
Norwood Junction (NWD)	2 a				1202							1232						1302
East Croydon (ECR)	a		1158		1206		1215	1218		1228		1236		1245	1248		1258	1306
East Grinstead (EGR)	a																	
Purley (PUR)	4 a				1213							1243						1313
Redhill (RDH)	a				1222		1235					1252		1305				1322
Gatwick Airport (GTW)	10 a		1214		1234		1246	1234		1244		1304		1316	1304		1314	1334
Three Bridges (TBD)	4 a		1219		1240		1252	1239		1249		1310		1322	1309		1319	1340
Crawley (CRW)	a						1257							1327				
Horsham (HRH)	4 a						1310							1340				
Haywards Heath (HHE)	3 a		1229					1251		1259					1321		1329	
Brighton (BTN)	10 a		1248					1313		1318					1343		1348	

NOTES (see introductory pages for explanation of train operator codes and standard symbols)

- a Arrival time
d Departure time

**Bedford, Luton, Peterborough, Cambridge and Stevenage to the Medway Towns,
Bromley S, Orpington, Sevenoaks, Wimbledon, Sutton, E. Croydon, Gatwick Airport,
Horsham and Brighton via Central London**

Saturdays

1st Class/Reservations/Bus/Ferry	Operator	TL	TL □	TL □	TL	TL □	TL	TL □	TL	TL □	TL □	TL	TL □	TL □	TL	TL □	TL □	TL
Bedford (BDM)	7 d			1146				1202			1216				1232		1246	
Luton (LUT)	10 d			1213			1217	1229		1243				1247	1259		1313	
Luton Airport Parkway (LTN)	7 d			1216			1220	1232		1246				1250	1302		1316	
St Albans City (SAC)	d	1207		1227	1222		1231	1243	1237	1257	1252			1301	1313	1307	1327	1322
West Hampstead Thameslink (WHP)	d	1232		1239	1247		1251		1302	1309	1317			1321		1332	1339	1347
Kentish Town (KTN)	d	1237			1252			1307			1322				1337		1352	
Peterborough (PBO)	8 d		1123						1154							1223		
Huntingdon (HUN)	d		1140						1210							1240		
Cambridge (CBG)	d					1151							1221					
Royston (RYS)	d					1207							1237					
Letchworth Garden City (LET)	d					1220							1250					
Hitchin (HIT)	4 d		1211			1225			1241				1255			1311		
Stevenage (SVG)	4 d		1217			1231			1247				1301			1317		
Welwyn Garden City (WGC)	4 d																	
Hatfield (HAT)	d																	
Potters Bar (PBR)	d																	
Finsbury Park (FPK)	d	1237				1252			1307				1322			1337		
St Pancras International (STP)	15 d	1242	1245	1250	1257	1300	1302	1305	1312	1315	1320	1327	1330	1332	1335	1342	1345	1350
Farringdon (ZFD)	8 d	1247	1249	1254	1302	1304	1307	1309	1317	1319	1324	1332	1334	1337	1339	1347	1349	1354
City Thameslink (CTK)	3 d	1249	1251	1256	1304	1306	1309	1311	1319	1321	1326	1334	1336	1339	1341	1349	1351	1356
London Blackfriars (BFR)	3 d	1251	1254	1259	1306	1309	1311	1314	1321	1324	1329	1336	1339	1341	1344	1351	1354	1359
London Bridge (LBG)	4 d		1300	1305		1315	1318	1321		1330	1335		1345	1348	1351	1400	1405	
Woolwich Arsenal (WWA)	4 a					1340								1410				
Dartford (DFD)	4 a					1359								1429				
Gravesend (GRV)	4 a					1416								1446				
Rochester (RTR)	4 a					1431								1501				
Chatham (CTM)	4 a					1435								1505				
Gillingham (Kent) (GLM)	4 a					1439								1509				
Rainham (Kent) (RAI)	a					1445								1515				
Elephant & Castle (EPH)	a	1255			1310			1325			1340				1355			1410
Herne Hill (HNH)	4 a	1304			1319			1334			1349				1404			1419
Tulse Hill (TUH)	4 a	1309			1324			1339			1354				1409			1424
Wimbledon (WIM)	6 a	1324						1354							1424			
Sutton (Surrey) (SUO)	4 a	1344			1347			1414			1417				1444			1447
Denmark Hill (DMK)	4 a																	
Bromley South (BMS)	4 a																	
Orpington (ORP)	4 a																	
Sevenoaks (SEV)	4 a																	
Norwood Junction (NWD)	2 a							1332							1402			
East Croydon (ECR)	a		1315	1318		1328		1336		1345	1348		1358		1406		1415	1418
East Grinstead (EGR)	a																	
Purley (PUR)	4 a							1343							1413			
Redhill (RDH)	a	1335						1352		1405					1422		1435	
Gatwick Airport (GTW)	10 a	1346	1334		1344			1404		1416	1404		1414		1434		1446	1434
Three Bridges (TBD)	4 a	1352	1339		1349			1410		1422	1409		1419		1440		1452	1439
Crawley (CRW)	a	1357								1427							1457	
Horsham (HRH)	4 a	1410								1440							1510	
Haywards Heath (HHE)	3 a			1351		1359				1421		1429					1451	
Brighton (BTN)	10 a			1413		1418				1443		1448					1513	

NOTES (see introductory pages for explanation of train operator codes and standard symbols)

- a Arrival time
d Departure time

Bedford, Luton, Peterborough, Cambridge and Stevenage to the Medway Towns, Bromley S, Orpington, Sevenoaks, Wimbledon, Sutton, E. Croydon, Gatwick Airport, Horsham and Brighton via Central London

Saturdays

1st Class/Reservations/Bus/Ferry	Operator	TL □	TL □	TL □	TL □	TL □	TL □	TL □	TL □	TL □	TL □	TL □	TL □	TL □	TL □	TL □	TL □	TL □
Bedford (BDM)	7 d			1302			1316			1332			1346			1402		
Luton (LUT)	10 d		1317	1329			1343			1359			1413			1417	1429	
Luton Airport Parkway (LTN)	7 d		1320	1332			1346			1350	1402		1416			1420	1432	
St Albans City (SAC)	d		1331	1343	1337		1357	1352		1401	1413	1407	1427	1422		1431	1443	1437
West Hampstead Thameslink (WHP)	d		1351		1402		1409	1417		1421		1432	1439	1447		1451		1502
Kentish Town (KTN)	d			1407				1422				1437		1452				1507
Peterborough (PBO)	8 d					1253							1323					
Huntingdon (HUN)	d					1310							1340					
Cambridge (CBG)	d	1251							1321							1351		
Royston (RYS)	d	1307							1337							1407		
Letchworth Garden City (LET)	d	1320							1350							1420		
Hitchin (HIT)	4 d	1325				1341			1355				1411			1425		
Stevenage (SVG)	4 d	1331				1347			1401				1417			1431		
Welwyn Garden City (WGC)	4 d																	
Hatfield (HAT)	d																	
Potters Bar (PBR)	d																	
Finsbury Park (FPK)	d	1352				1407			1422				1437			1452		
St Pancras International (STP)	15 d	1400	1402	1405	1412	1415	1420	1427	1430	1432	1435	1442	1445	1450	1457	1500	1502	1505
Farringdon (ZFD)	8 d	1404	1407	1409	1417	1419	1424	1432	1434	1437	1439	1447	1449	1454	1502	1504	1507	1509
City Thameslink (CTK)	3 d	1406	1409	1411	1419	1421	1426	1434	1436	1439	1441	1449	1451	1456	1504	1506	1509	1511
London Blackfriars (BFR)	3 d	1409	1411	1414	1421	1424	1429	1436	1439	1441	1444	1451	1454	1459	1506	1509	1511	1514
London Bridge (LBG)	4 d	1415	1418	1421		1430	1435		1445	1448	1451		1500	1505		1515	1518	1521
Woolwich Arsenal (WWA)	4 a		1440						1510								1540	
Dartford (DFD)	4 a		1459						1529								1559	
Gravesend (GRV)	4 a		1516						1546								1616	
Rochester (RTR)	4 a		1531						1601								1631	
Chatham (CTM)	4 a		1535						1605								1635	
Gillingham (Kent) (GLM)	4 a		1539						1609								1639	
Rainham (Kent) (RAI)	a		1545						1615								1645	
Elephant & Castle (EPH)	a				1425			1440				1455			1510			1525
Herne Hill (HNN)	4 a				1434			1449				1504			1519			1534
Tulse Hill (TUH)	4 a				1439			1454				1509			1524			1539
Wimbledon (WIM)	6 a				1454							1524						1554
Sutton (Surrey) (SUO)	4 a				1514			1517				1544			1547			1614
Denmark Hill (DMK)	4 a																	
Bromley South (BMS)	4 a																	
Orpington (ORP)	4 a																	
Sevenoaks (SEV)	4 a																	
Norwood Junction (NWD)	2 a			1432							1502						1532	
East Croydon (ECR)	a	1428		1436		1445	1448		1458		1506		1515	1518		1528		1536
East Grinstead (EGR)	a																	
Purley (PUR)	4 a			1443							1513							1543
Redhill (RDH)	a			1452		1505					1522		1535					1552
Gatwick Airport (GTW)	10 a	1444		1504		1516	1504		1514		1534		1546	1534		1544		1604
Three Bridges (TBD)	4 a	1449		1510		1522	1509		1519		1540		1552	1539		1549		1610
Crawley (CRW)	a					1527							1557					
Horsham (HRH)	4 a					1540							1610					
Haywards Heath (HHE)	3 a	1459					1521		1529						1551		1559	
Brighton (BTN)	10 a	1518					1543		1548						1613		1618	

NOTES (see introductory pages for explanation of train operator codes and standard symbols)

- a Arrival time
d Departure time

**Bedford, Luton, Peterborough, Cambridge and Stevenage to the Medway Towns,
Bromley S, Orpington, Sevenoaks, Wimbledon, Sutton, E. Croydon, Gatwick Airport,
Horsham and Brighton via Central London**

Saturdays

1st Class/Reservations/Bus/Ferry	Operator	TL □	TL □	TL □	TL □	TL □	TL □	TL □	TL □	TL □	TL □	TL □	TL □	TL □	TL □	TL □	TL □	TL □
Bedford (BDM)	7 d		1416				1432			1446					1502		1516	
Luton (LUT)	10 d		1443			1447	1459			1513				1517	1529		1543	
Luton Airport Parkway (LTN)	7 d		1446			1450	1502			1516				1520	1532		1546	
St Albans City (SAC)	d		1457	1452		1501	1513	1507		1527	1522			1531	1543	1537	1557	1552
West Hampstead Thameslink (WHP)	d		1509	1517		1521		1532		1539	1547			1551		1602	1609	1617
Kentish Town (KTN)	d			1522				1537			1552				1607		1622	
Peterborough (PBO)	8 d	1353							1423							1453		
Huntingdon (HUN)	d	1410							1440							1510		
Cambridge (CBG)	d				1421							1451						1521
Royston (RYS)	d				1437							1507						1537
Letchworth Garden City (LET)	d				1450							1520						1550
Hitchin (HIT)	4 d	1441			1455				1511			1525				1541		1555
Stevenage (SVG)	4 d	1447			1501				1517			1531				1547		1601
Welwyn Garden City (WGC)	4 d																	
Hatfield (HAT)	d																	
Potters Bar (PBR)	d																	
Finsbury Park (FPK)	d	1507			1522				1537			1552				1607		1622
St Pancras International (STP)	15 d	1515	1520	1527	1530	1532	1535	1542	1545	1550	1557	1600	1602	1605	1612	1615	1620	1627
Farringdon (ZFD)	8 d	1519	1524	1532	1534	1537	1539	1547	1549	1554	1602	1604	1607	1609	1617	1619	1624	1632
City Thameslink (CTK)	3 d	1521	1526	1534	1536	1539	1541	1549	1551	1556	1604	1606	1609	1611	1619	1621	1626	1634
London Blackfriars (BFR)	3 d	1524	1529	1536	1539	1541	1544	1551	1554	1559	1606	1609	1611	1614	1621	1624	1629	1636
London Bridge (LBG)	4 d	1530	1535		1545	1548	1551		1600	1605		1615	1618	1621	1630	1635		1645
Woolwich Arsenal (WWA)	4 a					1610							1640					
Dartford (DFD)	4 a					1629							1659					
Gravesend (GRV)	4 a					1646							1716					
Rochester (RTR)	4 a					1701							1731					
Chatham (CTM)	4 a					1705							1735					
Gillingham (Kent) (GLM)	4 a					1709							1739					
Rainham (Kent) (RAI)	a					1715							1745					
Elephant & Castle (EPH)	a			1540				1555			1610				1625		1640	
Herne Hill (HNH)	4 a			1549				1604			1619				1634		1649	
Tulse Hill (TUH)	4 a			1554				1609			1624				1639		1654	
Wimbledon (WIM)	6 a							1624							1654			
Sutton (Surrey) (SUO)	4 a			1617				1644			1647				1714		1717	
Denmark Hill (DMK)	4 a																	
Bromley South (BMS)	4 a																	
Orpington (ORP)	4 a																	
Sevenoaks (SEV)	4 a																	
Norwood Junction (NWD)	2 a					1602								1632				
East Croydon (ECR)	a	1545	1548		1558	1606		1615	1618		1628			1636		1645	1648	1658
East Grinstead (EGR)	a																	
Purley (PUR)	4 a					1613								1643				
Redhill (RDH)	a	1605				1622		1635						1652		1705		
Gatwick Airport (GTW)	10 a	1616	1604		1614	1634		1646	1634		1644			1704		1716	1704	1714
Three Bridges (TBD)	4 a	1622	1609		1619	1640		1652	1639		1649			1710		1722	1709	1719
Crawley (CRW)	a	1627						1657								1727		
Horsham (HRH)	4 a	1640						1710								1740		
Haywards Heath (HHE)	3 a		1621		1629				1651		1659						1721	1729
Brighton (BTN)	10 a		1643		1648				1713		1718						1743	1748

NOTES (see introductory pages for explanation of train operator codes and standard symbols)

- a Arrival time
d Departure time

**Bedford, Luton, Peterborough, Cambridge and Stevenage to the Medway Towns,
Bromley S, Orpington, Sevenoaks, Wimbledon, Sutton, E. Croydon, Gatwick Airport,
Horsham and Brighton via Central London**

Saturdays

1st Class/Reservations/Bus/Ferry	Operator	TL	TL □	TL	TL □	TL □	TL	TL □	TL	TL □	TL	TL □	TL	TL □	TL	TL □	TL	TL □
Bedford (BDM)	7 d		1532			1546				1602			1616				1632	
Luton (LUT)	10 d	1547	1559			1613			1617	1629			1643			1647	1659	
Luton Airport Parkway (LTN)	7 d	1550	1602			1616			1620	1632			1646			1650	1702	
St Albans City (SAC)	d	1601	1613	1607		1627	1622		1631	1643	1637		1657	1652		1701	1713	1707
West Hampstead Thameslink (WHP)	d	1621		1632		1639	1647		1651		1702		1709	1717		1721		1732
Kentish Town (KTN)	d			1637			1652				1707			1722				1737
Peterborough (PBO)	8 d				1523							1553						1623
Huntingdon (HUN)	d				1540							1610						1640
Cambridge (CBG)	d							1551							1621			
Royston (RYS)	d							1607							1637			
Letchworth Garden City (LET)	d							1620							1650			
Hitchin (HIT)	4 d				1611			1625				1641			1655			1711
Stevenage (SVG)	4 d				1617			1631				1647			1701			1717
Welwyn Garden City (WGC)	4 d																	
Hatfield (HAT)	d																	
Potters Bar (PBR)	d																	
Finsbury Park (FPK)	d				1637			1652				1707			1722			1737
St Pancras International (STP)	15 d	1632	1635	1642	1645	1650	1657	1700	1702	1705	1712	1715	1720	1727	1730	1732	1735	1742
Farringdon (ZFD)	8 d	1637	1639	1647	1649	1654	1702	1704	1707	1709	1717	1719	1724	1732	1734	1737	1739	1747
City Thameslink (CTK)	3 d	1639	1641	1649	1651	1656	1704	1706	1709	1711	1719	1721	1726	1734	1736	1739	1741	1749
London Blackfriars (BFR)	3 d	1641	1644	1651	1654	1659	1706	1709	1711	1714	1721	1724	1729	1736	1739	1741	1744	1751
London Bridge (LBG)	4 d	1648	1651		1700	1705		1715	1718	1721		1730	1735		1745	1748	1751	1800
Woolwich Arsenal (WWA)	4 a	1710							1740							1810		
Dartford (DFD)	4 a	1729							1759							1829		
Gravesend (GRV)	4 a	1746							1816							1846		
Rochester (RTR)	4 a	1801							1831							1901		
Chatham (CTM)	4 a	1805							1835							1905		
Gillingham (Kent) (GLM)	4 a	1809							1839							1909		
Rainham (Kent) (RAI)	a	1815							1845							1915		
Elephant & Castle (EPH)	a			1655			1710				1725			1740				1755
Herne Hill (HNH)	4 a			1704			1719				1734			1749				1804
Tulse Hill (TUH)	4 a			1709			1724				1739			1754				1809
Wimbledon (WIM)	6 a			1724							1754							1824
Sutton (Surrey) (SUO)	4 a			1744			1747				1814			1817				1844
Denmark Hill (DMK)	4 a																	
Bromley South (BMS)	4 a																	
Orpington (ORP)	4 a																	
Sevenoaks (SEV)	4 a																	
Norwood Junction (NWD)	2 a		1702							1732							1802	
East Croydon (ECR)	a		1706		1715	1718		1728		1736		1745	1748		1758		1806	1815
East Grinstead (EGR)	a																	
Purley (PUR)	4 a		1713							1743							1813	
Redhill (RDH)	a		1722		1735					1752		1805					1822	1835
Gatwick Airport (GTW)	10 a		1734		1746	1734		1744		1804		1816	1804		1814		1834	1846
Three Bridges (TBD)	4 a		1740		1752	1739		1749		1810		1822	1809		1819		1840	1852
Crawley (CRW)	a				1757							1827						1857
Horsham (HRH)	4 a				1810							1840						1910
Haywards Heath (HHE)	3 a					1751		1759					1821		1829			
Brighton (BTN)	10 a					1813		1818					1843		1848			

NOTES (see introductory pages for explanation of train operator codes and standard symbols)

- a Arrival time
d Departure time

**Bedford, Luton, Peterborough, Cambridge and Stevenage to the Medway Towns,
Bromley S, Orpington, Sevenoaks, Wimbledon, Sutton, E. Croydon, Gatwick Airport,
Horsham and Brighton via Central London**

Saturdays

1st Class/Reservations/Bus/Ferry	Operator	TL □	TL □	TL □	TL □	TL □	TL □	TL □	TL □	TL □	TL □	TL □	TL □	TL □	TL □	TL □	TL □	TL □
Bedford (BDM)	7 d	1646				1702			1716				1732			1746		
Luton (LUT)	10 d	1713			1717	1729			1743			1747	1759			1813		1817
Luton Airport Parkway (LTN)	7 d	1716			1720	1732			1746			1750	1802			1816		1820
St Albans City (SAC)	d	1727	1722		1731	1743	1737		1757	1752		1801	1813	1807		1827	1822	1831
West Hampstead Thameslink (WHP)	d	1739	1747		1751		1802		1809	1817		1821		1832		1839	1847	1851
Kentish Town (KTN)	d		1752				1807			1822				1837			1852	
Peterborough (PBO)	8 d							1653							1723			
Huntingdon (HUN)	d							1710							1740			
Cambridge (CBG)	d			1651							1721						1751	
Royston (RYS)	d			1707							1737						1807	
Letchworth Garden City (LET)	d			1720							1750						1820	
Hitchin (HIT)	4 d			1725				1741			1755				1811		1825	
Stevenage (SVG)	4 d			1731				1747			1801				1817		1831	
Welwyn Garden City (WGC)	4 d																	
Hatfield (HAT)	d																	
Potters Bar (PBR)	d																	
Finsbury Park (FPK)	d			1752				1807			1822				1837		1852	
St Pancras International (STP)	15 d	1750	1757	1800	1802	1805	1812	1815	1820	1827	1830	1832	1835	1842	1845	1850	1857	1900
Farringdon (ZFD)	8 d	1754	1802	1804	1807	1809	1817	1819	1824	1832	1834	1837	1839	1847	1849	1854	1902	1904
City Thameslink (CTK)	3 d	1756	1804	1806	1809	1811	1819	1821	1826	1834	1836	1839	1841	1849	1851	1856	1904	1906
London Blackfriars (BFR)	3 d	1759	1806	1809	1811	1814	1821	1824	1829	1836	1839	1841	1844	1851	1854	1859	1906	1909
London Bridge (LBG)	4 d	1805		1815	1818	1821		1830	1835		1845	1848	1851		1900	1905		1915
Woolwich Arsenal (WWA)	4 a				1840							1910						1940
Dartford (DFD)	4 a				1859							1929						1959
Gravesend (GRV)	4 a				1916							1946						2016
Rochester (RTR)	4 a				1931							2001						2031
Chatham (CTM)	4 a				1935							2005						2035
Gillingham (Kent) (GLM)	4 a				1939							2009						2039
Rainham (Kent) (RAI)	a				1945							2015						2045
Elephant & Castle (EPH)	a		1810				1825			1840				1855			1910	
Herne Hill (HNN)	4 a		1819				1834			1849				1904			1919	
Tulse Hill (TUH)	4 a		1824				1839			1854				1909			1924	
Wimbledon (WIM)	6 a						1854							1924				
Sutton (Surrey) (SUO)	4 a		1847				1914			1917				1944			1947	
Denmark Hill (DMK)	4 a																	
Bromley South (BMS)	4 a																	
Orpington (ORP)	4 a																	
Sevenoaks (SEV)	4 a																	
Norwood Junction (NWD)	2 a					1832							1902					
East Croydon (ECR)	a	1818		1828		1836		1845	1848		1858		1906		1915	1918		1928
East Grinstead (EGR)	a																	
Purley (PUR)	4 a					1843							1913					
Redhill (RDH)	a					1852		1905					1922		1934			
Gatwick Airport (GTW)	10 a	1834		1844		1904		1916	1904		1914		1934		1946	1934		1944
Three Bridges (TBD)	4 a	1839		1849		1910		1922	1909		1919		1940		1952	1939		1949
Crawley (CRW)	a							1927							1957			
Horsham (HRH)	4 a							1940							2010			
Haywards Heath (HHE)	3 a	1851		1859					1921		1929					1951		1959
Brighton (BTN)	10 a	1913		1918					1943		1948					2013		2018

NOTES (see introductory pages for explanation of train operator codes and standard symbols)

- a Arrival time
d Departure time

**Bedford, Luton, Peterborough, Cambridge and Stevenage to the Medway Towns,
Bromley S, Orpington, Sevenoaks, Wimbledon, Sutton, E. Croydon, Gatwick Airport,
Horsham and Brighton via Central London**

Saturdays

1st Class/Reservations/Bus/Ferry	Operator	TL □	TL □	TL □	TL □	TL □	TL □	TL □	TL □	TL □	TL □	TL □	TL □	TL □	TL □	TL □	TL □	TL □
Bedford (BDM)	7 d	1802			1816				1832			1846				1902		1916
Luton (LUT)	10 d	1829			1843			1847	1859			1913			1917	1929		1943
Luton Airport Parkway (LTN)	7 d	1832			1846			1850	1902			1916			1920	1932		1946
St Albans City (SAC)	d	1843	1837		1857	1852		1901	1913	1907		1927	1922		1931	1943	1937	1957
West Hampstead Thameslink (WHP)	d		1902		1909	1917		1921		1932		1939	1947		1951		2002	2009
Kentish Town (KTN)	d		1907			1922				1937			1952				2007	
Peterborough (PBO)	8 d			1754								1823					1850	
Huntingdon (HUN)	d			1810								1840					1908	
Cambridge (CBG)	d					1821								1851				
Royston (RYS)	d					1837								1907				
Letchworth Garden City (LET)	d					1850								1920				
Hitchin (HIT)	4 d			1841		1855					1911			1925			1941	
Stevenage (SVG)	4 d			1847		1901					1917			1931			1947	
Welwyn Garden City (WGC)	4 d																	
Hatfield (HAT)	d																	
Potters Bar (PBR)	d																	
Finsbury Park (FPK)	d			1907		1922					1937			1952			2007	
St Pancras International (STP)	15 d	1905	1912	1915	1920	1927	1930	1932	1935	1942	1945	1950	1957	2000	2002	2005	2012	2015
Farringdon (ZFD)	8 d	1909	1917	1919	1924	1932	1934	1937	1939	1947	1949	1954	2002	2004	2007	2009	2017	2019
City Thameslink (CTK)	3 d	1911	1919	1921	1926	1934	1936	1939	1941	1949	1951	1956	2004	2006	2009	2011	2019	2021
London Blackfriars (BFR)	3 d	1914	1921	1924	1929	1936	1939	1941	1944	1951	1954	1959	2006	2009	2011	2014	2021	2024
London Bridge (LBG)	4 d	1921		1930	1935		1945	1948	1951		2000	2005		2015	2018	2021	2030	2035
Woolwich Arsenal (WWA)	4 a							2010							2040			
Dartford (DFD)	4 a							2029							2059			
Gravesend (GRV)	4 a							2046							2116			
Rochester (RTR)	4 a							2101							2131			
Chatham (CTM)	4 a							2105							2135			
Gillingham (Kent) (GLM)	4 a							2109							2139			
Rainham (Kent) (RAI)	a							2115							2145			
Elephant & Castle (EPH)	a		1925			1940				1955			2010				2025	
Herne Hill (HNH)	4 a		1934			1949				2004			2019				2034	
Tulse Hill (TUH)	4 a		1939			1954				2009			2024				2039	
Wimbledon (WIM)	6 a		1954							2024							2054	
Sutton (Surrey) (SUO)	4 a		2014			2017				2044			2047				2114	
Denmark Hill (DMK)	4 a																	
Bromley South (BMS)	4 a																	
Orpington (ORP)	4 a																	
Sevenoaks (SEV)	4 a																	
Norwood Junction (NWD)	2 a	1932							2002							2032		
East Croydon (ECR)	a	1936		1945	1948		1958		2006		2015	2018		2028		2036	2045	2048
East Grinstead (EGR)	a																	
Purley (PUR)	4 a	1943							2013							2043		
Redhill (RDH)	a	1952		2005					2022		2035					2052	2105	
Gatwick Airport (GTW)	10 a	2004		2016	2004		2014		2034		2046	2034		2044		2105	2116	2104
Three Bridges (TBD)	4 a	2010		2022	2009		2019		2040		2052	2039		2049			2122	2109
Crawley (CRW)	a			2027							2057						2127	
Horsham (HRH)	4 a			2040							2110						2140	
Haywards Heath (HHE)	3 a				2021		2029					2051		2059				2121
Brighton (BTN)	10 a				2043		2048					2113		2118				2143

NOTES (see introductory pages for explanation of train operator codes and standard symbols)

- a Arrival time
d Departure time

Bedford, Luton, Peterborough, Cambridge and Stevenage to the Medway Towns, Bromley S, Orpington, Sevenoaks, Wimbledon, Sutton, E. Croydon, Gatwick Airport, Horsham and Brighton via Central London

Saturdays

1st Class/Reservations/Bus/Ferry	Operator	TL	TL	TL 1	TL	TL 1	TL 1	TL 1	TL 1	TL 1	TL 1	TL 1	TL 1	TL 1	TL 1	TL 1	TL 1	TL 1	TL 1
Bedford (BDM)	7 d			1932			1946									2016			
Luton (LUT)	10 d			1959			2013									2043			
Luton Airport Parkway (LTN)	7 d			2002			2016						2029			2046			
St Albans City (SAC)	d	1952		2013	2007		2027	2022					2032			2057	2052		2059
West Hampstead Thameslink (WHP)	d	2017			2032		2039	2047					2043	2037		2107	2109	2117	2113
Kentish Town (KTN)	d	2022	2026		2037			2052		2056				2102	2107		2122	2126	2132
Peterborough (PBO)	8 d					1923										1953			2023
Huntingdon (HUN)	d					1940										2010			2040
Cambridge (CBG)	d								1951										
Royston (RYS)	d								2007										
Letchworth Garden City (LET)	d								2020										
Hitchin (HIT)	4 d				2011				2025							2041			2111
Stevenage (SVG)	4 d				2017				2031							2047			2117
Welwyn Garden City (WGC)	4 d																		
Hatfield (HAT)	d																		
Potters Bar (PBR)	d																		
Finsbury Park (FPK)	d				2037				2052							2107			2137
St Pancras International (STP)	15 d	2027	2032	2035	2042	2045	2050	2057	2100	2102	2105	2112	2115	2120	2127	2132	2135	2142	2145
Farringdon (ZFD)	8 d	2032	2037	2039	2047	2049	2054	2102	2104	2107	2109	2117	2119	2124	2132	2137	2139	2147	2149
City Thameslink (CTK)	3 d	2034	2039	2041	2049	2051	2056												
London Blackfriars (BFR)	8 d	2036	2041	2044	2051	2054	2059	2106	2109	2111	2114	2121	2124	2129	2136	2141	2144	2151	2154
London Bridge (LBG)	4 d		2048	2051		2100	2105		2115	2118	2121		2130	2135		2148	2151		2200
Woolwich Arsenal (WWA)	4 a		2110													2210			
Dartford (DFD)	4 a		2129													2229			
Gravesend (GRV)	4 a		2146													2246			
Rochester (RTR)	4 a		2201													2301			
Chatham (CTM)	4 a		2205													2305			
Gillingham (Kent) (GLM)	4 a		2209													2309			
Rainham (Kent) (RAI)	a		2215													2315			
Elephant & Castle (EPH)	a	2040			2055			2110					2125			2140		2155	
Herne Hill (HNH)	4 a	2049			2104			2119					2134			2149		2204	
Tulse Hill (TUH)	4 a	2054			2109			2124					2139			2154		2209	
Wimbledon (WIM)	6 a				2124								2154					2224	
Sutton (Surrey) (SUO)	4 a	2117			2144			2147					2214			2217		2244	
Denmark Hill (DMK)	4 a																		
Bromley South (BMS)	4 a																		
Orpington (ORP)	4 a																		
Sevenoaks (SEV)	4 a																		
Norwood Junction (NWD)	2 a			2102								2132					2202		
East Croydon (ECR)	a			2106		2115	2118		2128			2136		2145	2148		2206		2215
East Grinstead (EGR)	a																		
Purley (PUR)	4 a			2113								2143					2213		
Redhill (RDH)	a			2122		2135						2152		2205			2222		2235
Gatwick Airport (GTW)	10 a			2135		2146	2134		2144			2206		2216	2204		2235		2246
Three Bridges (TBD)	4 a					2152	2139		2149					2222	2209				2252
Crawley (CRW)	a					2157								2227					2257
Horsham (HRH)	4 a					2210								2240					2310
Haywards Heath (HHE)	3 a						2151		2159							2221			
Brighton (BTN)	10 a						2213		2218							2243			

NOTES (see introductory pages for explanation of train operator codes and standard symbols)

- a Arrival time
d Departure time

**Bedford, Luton, Peterborough, Cambridge and Stevenage to the Medway Towns,
Bromley S, Orpington, Sevenoaks, Wimbledon, Sutton, E. Croydon, Gatwick Airport,
Horsham and Brighton via Central London**

Saturdays

1st Class/Reservations/Bus/Ferry	Operator	TL □	TL □	TL □	TL □	TL □	TL □	TL □	TL □	TL □	TL □	TL □	TL □	TL □	TL □	TL □	TL □	TL □
Bedford (BDM)	7 d	2046						2116						2146				
Luton (LUT)	10 d	2113				2129		2143						2213				
Luton Airport Parkway (LTN)	7 d	2116				2132		2146						2216				
St Albans City (SAC)	d	2127	2122			2143	2137	2157	2152		2207			2227	2222		2237	
West Hampstead Thameslink (WHP)	d	2139	2147				2202	2209	2217		2232			2239	2247		2302	
Kentish Town (KTN)	d		2152		2156		2207		2222	2226	2237			2252		2256	2307	
Peterborough (PBO)	8 d							2053					2123					2155
Huntingdon (HUN)	d							2110					2140					2210
Cambridge (CBG)	d			2051												2151		
Royston (RYS)	d			2107												2207		
Letchworth Garden City (LET)	d			2120												2220		
Hitchin (HIT)	4 d			2125				2141					2211			2225		2241
Stevenage (SVG)	4 d			2131				2147					2217			2231		2247
Welwyn Garden City (WGC)	4 d																	
Hatfield (HAT)	d																	
Potters Bar (PBR)	d																	
Finsbury Park (FPK)	d			2152				2207					2237			2252		2307
St Pancras International (STP)	15 d	2150	2157	2200	2202	2205	2212	2215	2220	2227	2232	2242	2245	2250	2257	2300	2302	2312
Farringdon (ZFD)	8 d	2154	2202	2204	2207	2209	2217	2219	2224	2232	2237	2247	2249	2254	2302	2304	2307	2319
City Thameslink (CTK)	3 d																	
London Blackfriars (BFR)	8 d	2159	2206	2209	2211	2214	2221	2224	2229	2236	2241	2251	2254	2259	2306	2309	2311	2321
London Bridge (LBG)	4 d	2205		2215	2218	2221		2230	2235		2248		2300	2305		2315	2318	2330
Woolwich Arsenal (WWA)	4 a				2240						2310						2340	
Dartford (DFD)	4 a				2259						2329						2358	
Gravesend (GRV)	4 a				2316						2346						0016	
Rochester (RTR)	4 a				2331						0001						0031	
Chatham (CTM)	4 a				2335						0005						0035	
Gillingham (Kent) (GLM)	4 a				2339						0010						0040	
Rainham (Kent) (RAI)	a																	
Elephant & Castle (EPH)	a		2210				2225			2240		2255			2310			2325
Herne Hill (HNH)	4 a		2219				2234			2249		2304			2319			2334
Tulse Hill (TUH)	4 a		2224				2239			2254		2309			2324			2339
Wimbledon (WIM)	6 a						2254					2324						2354
Sutton (Surrey) (SUO)	4 a		2247				2314			2317		2344			2347			0014
Denmark Hill (DMK)	4 a																	
Bromley South (BMS)	4 a																	
Orpington (ORP)	4 a																	
Sevenoaks (SEV)	4 a																	
Norwood Junction (NWD)	2 a					2232							2312					2342
East Croydon (ECR)	a	2218		2228		2236		2245	2248				2316	2318		2328		2346
East Grinstead (EGR)	a																	
Purley (PUR)	4 a					2243							2323					2353
Redhill (RDH)	a					2252		2305					2332					0002
Gatwick Airport (GTW)	10 a	2234		2244		2305		2318	2304				2344	2334		2349		0016
Three Bridges (TBD)	4 a	2239		2249				2324	2309				2350	2339		2354		0022
Crawley (CRW)	a							2329					2355					0027
Horsham (HRH)	4 a							2342					0008					0040
Haywards Heath (HHE)	8 a	2251		2259					2321					2351		0004		
Brighton (BTN)	10 a	2313		2318					2343					0014		0022		

NOTES (see introductory pages for explanation of train operator codes and standard symbols)

- a Arrival time
d Departure time

Bedford, Luton, Peterborough, Cambridge and Stevenage to the Medway Towns, Bromley S, Orpington, Sevenoaks, Wimbledon, Sutton, E. Croydon, Gatwick Airport, Horsham and Brighton via Central London

Saturdays

1st Class/Reservations/Bus/Ferry	Operator	TL 1	TL	TL 1	TL 1	TL 1
Bedford (BDM)	7 d	2214		2244	2306	2336
Luton (LUT)	10 d	2241	2254	2311	2333	0003
Luton Airport Parkway (LTN)	7 d	2244	2257	2314	2336	0006
St Albans City (SAC)	d	2255	2309	2325	2348	0018
West Hampstead Thameslink (WHP)	⊖ d	2312	2334	2342	0012	0042
Kentish Town (KTN)	⊖ d		2339		0017	0047
Peterborough (PBO)	8 d					
Huntingdon (HUN)	d					
Cambridge (CBG)	d					
Royston (RYS)	d					
Letchworth Garden City (LET)	d					
Hitchin (HIT)	4 d					
Stevenage (SVG)	4 d					
Welwyn Garden City (WGC)	4 d					
Hatfield (HAT)	d					
Potters Bar (PBR)	d					
Finsbury Park (FPK)	⊖ d					
St Pancras International (STP)	⊕ ⊖ 15 d	2324	2345	2354	0024	0054
Farringdon (ZFD)	⊖ 8 d	2328	2350	2358	0028	
City Thameslink (CTK)	3 d					
London Blackfriars (BFR)	⊖ 8 d	2332	2353	0002	0032	0102
London Bridge (LBG)	⊖ 4 d	2338				
Woolwich Arsenal (WWA)	DLR 4 a					
Dartford (DFD)	4 a					
Gravesend (GRV)	4 a					
Rochester (RTR)	4 a					
Chatham (CTM)	4 a					
Gillingham (Kent) (GLM)	4 a					
Rainham (Kent) (RAI)	a					
Elephant & Castle (EPH)	⊖ a		2357			
Herne Hill (HNN)	4 a		0006			
Tulse Hill (TUH)	4 a		0010			
Wimbledon (WIM)	⊖ 6 a		0024			
Sutton (Surrey) (SUO)	4 a		0044			
Denmark Hill (DMK)	4 a					
Bromley South (BMS)	4 a					
Orpington (ORP)	4 a					
Sevenoaks (SEV)	4 a					
Norwood Junction (NWD)	2 a					
East Croydon (ECR)	a	2351		0028	0058	0127
East Grinstead (EGR)	a					
Purley (PUR)	4 a	2358				0134
Redhill (RDH)	a	0011				
Gatwick Airport (GTW)	10 a	0021		0048	0122	0156
Three Bridges (TBD)	4 a	0027		0054	0128	0203
Crawley (CRW)	a					
Horsham (HRH)	4 a					
Haywards Heath (HHE)	8 a	0039		0104		0213
Brighton (BTN)	10 a	0100		0124		0228

NOTES (see introductory pages for explanation of train operator codes and standard symbols)

- a Arrival time
d Departure time

Bedford, Luton, Peterborough, Cambridge and Stevenage to the Medway Towns, Bromley S, Orpington, Sevenoaks, Wimbledon, Sutton, E. Croydon, Gatwick Airport, Horsham and Brighton via Central London

Sundays

1st Class/Reservations/Bus/Ferry	Operator	TL □	TL □	TL □	TL □	TL □	TL □	TL □	TL □	TL □	TL □	TL □	TL □	TL □	TL □	TL □	TL □	TL □
Bedford (BDM)	7 d				0815				0830	0846			0902	0916				0932
Luton (LUT)	10 d			0003	0842				0857	0852	0913		0929	0922	0943			0959
Luton Airport Parkway (LTN)	7 d			0006	0845				0900	0855	0916		0932	0925	0946			1002
St Albans City (SAC)	d			0018	0856				0912	0906	0927		0944	0936	0957			1014
West Hampstead Thameslink (WHP)	d		0012	0042	0912	0922			0927	0930	0939	0948	0953	0957	1000	1009	1016	1027
Kentish Town (KTN)	d		0017	0047		0926			0935		0952	0957		1005		1021	1026	
Peterborough (PBO)	8 d																	
Huntingdon (HUN)	d																	
Cambridge (CBG)	d						0823											0923
Royston (RYS)	d						0839											0939
Letchworth Garden City (LET)	d						0852											0952
Hitchin (HIT)	4 d						0857											0957
Stevenage (SVG)	4 d						0903											1003
Welwyn Garden City (WGC)	4 d																	
Hatfield (HAT)	d																	
Potters Bar (PBR)	d																	
Finsbury Park (FPK)	d						0926											1026
St Pancras International (STP)	15 d		0024	0054	0923	0932	0935	0939	0942	0950	0958	1002	1009	1012	1020	1027	1032	1035
Farringdon (ZFD)	8 d		0028		0927	0937	0939	0943	0946	0954	1002	1007	1013	1016	1024	1031	1037	1039
City Thameslink (CTK)	3 d																	
London Blackfriars (BFR)	8 d	0002	0032	0102	0932	0941	0944	0948	0951	0959	1006	1011	1018	1021	1029	1036	1041	1044
London Bridge (LBG)	4 d				0938	0948	0952	0955		1005		1018	1025		1035		1048	1052
Woolwich Arsenal (WWA)	4 a					1010						1040					1110	
Dartford (DFD)	4 a					1029						1059					1129	
Gravesend (GRV)	4 a					1046						1116					1146	
Rochester (RTR)	4 a					1101						1131					1201	
Chatham (CTM)	4 a					1105						1135					1205	
Gillingham (Kent) (GLM)	4 a					1109						1139					1209	
Rainham (Kent) (RAI)	a					1115						1145					1215	
Elephant & Castle (EPH)	a								0954		1009			1024		1039		
Herne Hill (HNH)	4 a								1003		1018			1033		1048		
Tulse Hill (TUH)	4 a								1009		1024			1039		1054		
Wimbledon (WIM)	6 a								1024					1054				
Sutton (Surrey) (SUO)	4 a								1044		1047			1114		1117		
Denmark Hill (DMK)	4 a																	
Bromley South (BMS)	4 a																	
Orpington (ORP)	4 a																	
Sevenoaks (SEV)	4 a																	
Norwood Junction (NWD)	2 a							1007					1037					1107
East Croydon (ECR)	a	0028	0058	0127	0951		1005	1011		1018			1041		1048		1105	1111
East Grinstead (EGR)	a																	
Purley (PUR)	4 a			0134				1017					1047					1117
Redhill (RDH)	a							1030					1100					1130
Gatwick Airport (GTW)	10 a	0048	0122	0156	1007		1020	1043		1034			1109		1104		1120	1143
Three Bridges (TBD)	4 a	0054	0128	0203	1012		1026	1049		1039			1115		1109		1126	1149
Crawley (CRW)	a							1053										1153
Horsham (HRH)	4 a							1106										1206
Haywards Heath (HHE)	8 a	0104		0213	1024		1036			1051					1121		1136	
Brighton (BTN)	10 a	0124		0228	1046		1053			1113					1143		1153	

NOTES (see introductory pages for explanation of train operator codes and standard symbols)

- a Arrival time
d Departure time

Bedford, Luton, Peterborough, Cambridge and Stevenage to the Medway Towns, Bromley S, Orpington, Sevenoaks, Wimbledon, Sutton, E. Croydon, Gatwick Airport, Horsham and Brighton via Central London

Sundays

1st Class/Reservations/Bus/Ferry	Operator	TL	TL □	TL	TL	TL □	TL	TL □	TL	TL	TL □	TL □	TL	TL □	TL	TL □	TL	TL □
Bedford (BDM)	7 d		0946			1002		1016				1032		1046			1102	1116
Luton (LUT)	10 d	0952	1013	1007		1029	1022	1043				1059	1052	1113			1129	1143
Luton Airport Parkway (LTN)	7 d	0955	1016	1010		1032	1025	1046				1102	1055	1116			1132	1146
St Albans City (SAC)	d	1006	1027	1021		1044	1036	1057	1052			1114	1106	1127	1122		1144	1157
West Hampstead Thameslink (WHP)	d	1030	1039	1045		1057	1100	1109	1116			1127	1130	1139	1146		1157	1209
Kentish Town (KTN)	d	1035		1050	1056		1105		1121	1126			1135		1151	1156	1205	
Peterborough (PBO)	8 d																	
Huntingdon (HUN)	d																	
Cambridge (CBG)	d											1023						
Royston (RYS)	d											1039						
Letchworth Garden City (LET)	d											1052						
Hitchin (HIT)	4 d											1057						
Stevenage (SVG)	4 d											1103						
Welwyn Garden City (WGC)	4 d																	
Hatfield (HAT)	d																	
Potters Bar (PBR)	d																	
Finsbury Park (FPK)	d											1126						
St Pancras International (STP)	15 d	1042	1050	1057	1102	1109	1112	1120	1127	1132	1135	1139	1142	1150	1157	1202	1209	1220
Farringdon (ZFD)	8 d	1046	1054	1101	1107	1113	1116	1124	1131	1137	1139	1143	1146	1154	1201	1207	1213	1224
City Thameslink (CTK)	3 d																	
London Blackfriars (BFR)	8 d	1051	1059	1106	1111	1118	1121	1129	1136	1141	1144	1148	1151	1159	1206	1211	1218	1229
London Bridge (LBG)	4 d		1105		1118	1125		1135		1148	1152	1155		1205		1218	1225	1235
Woolwich Arsenal (WWA)	4 a				1140					1210						1240		
Dartford (DFD)	4 a				1159					1229						1259		
Gravesend (GRV)	4 a				1216					1246						1316		
Rochester (RTR)	4 a				1231					1301						1331		
Chatham (CTM)	4 a				1235					1305						1335		
Gillingham (Kent) (GLM)	4 a				1239					1309						1339		
Rainham (Kent) (RAI)	a				1245					1315						1345		
Elephant & Castle (EPH)	a	1054		1109			1124	1139					1154		1209		1224	
Herne Hill (HNH)	4 a	1103		1118			1133	1148					1203		1218		1233	
Tulse Hill (TUH)	4 a	1109		1124			1139	1154					1209		1224		1239	
Wimbledon (WIM)	6 a	1124					1154						1224				1254	
Sutton (Surrey) (SUO)	4 a	1144		1147			1214	1217					1244		1247		1314	
Denmark Hill (DMK)	4 a																	
Bromley South (BMS)	4 a																	
Orpington (ORP)	4 a																	
Sevenoaks (SEV)	4 a																	
Norwood Junction (NWD)	2 a					1137						1207					1237	
East Croydon (ECR)	a		1118			1141		1148				1205	1211		1218		1241	1248
East Grinstead (EGR)	a																	
Purley (PUR)	4 a					1147						1217					1248	
Redhill (RDH)	a					1200						1230					1301	
Gatwick Airport (GTW)	10 a		1134			1209		1204				1220	1243		1234		1309	1304
Three Bridges (TBD)	4 a		1139			1215		1209				1226	1249		1239		1315	1309
Crawley (CRW)	a											1253						
Horsham (HRH)	4 a											1306						
Haywards Heath (HHE)	8 a		1151					1221				1236			1251			1321
Brighton (BTN)	10 a		1213					1243				1253			1313			1343

NOTES (see introductory pages for explanation of train operator codes and standard symbols)

- a Arrival time
d Departure time

**Bedford, Luton, Peterborough, Cambridge and Stevenage to the Medway Towns,
Bromley S, Orpington, Sevenoaks, Wimbledon, Sutton, E. Croydon, Gatwick Airport,
Horsham and Brighton via Central London**

Sundays

1st Class/Reservations/Bus/Ferry	Operator	TL	TL	TL □	TL □	TL	TL	TL □	TL	TL	TL □	TL	TL	TL □	TL	TL □	TL	TL □	TL
Bedford (BDM)	7 d				1132		1146			1202		1216				1232		1246	
Luton (LUT)	10 d				1159	1152	1213			1229	1222	1243				1259	1252	1313	
Luton Airport Parkway (LTN)	7 d				1202	1155	1216			1232	1225	1246				1302	1255	1316	
St Albans City (SAC)	d	1152			1214	1206	1227	1222		1244	1236	1257	1252			1314	1306	1327	1322
West Hampstead Thameslink (WHP)	d	1216			1227	1230	1239	1246		1257	1300	1309	1316			1327	1330	1339	1346
Kentish Town (KTN)	d	1221	1226			1235		1251	1256		1305		1321	1326		1335			1351
Peterborough (PBO)	8 d																		
Huntingdon (HUN)	d																		
Cambridge (CBG)	d			1123												1223			
Royston (RYS)	d			1139												1239			
Letchworth Garden City (LET)	d			1152												1252			
Hitchin (HIT)	4 d			1157												1257			
Stevenage (SVG)	4 d			1203												1303			
Welwyn Garden City (WGC)	4 d																		
Hatfield (HAT)	d																		
Potters Bar (PBR)	d																		
Finsbury Park (FPK)	d			1226												1326			
St Pancras International (STP)	15 d	1227	1232	1235	1239	1242	1250	1257	1302	1309	1312	1320	1327	1332	1335	1339	1342	1350	1357
Farringdon (ZFD)	8 d	1231	1237	1239	1243	1246	1254	1301	1307	1313	1316	1324	1331	1337	1339	1343	1346	1354	1401
City Thameslink (CTK)	3 d																		
London Blackfriars (BFR)	8 d	1236	1241	1244	1248	1251	1259	1306	1311	1318	1321	1329	1336	1341	1344	1348	1351	1359	1406
London Bridge (LBG)	4 d		1248	1252	1255		1305		1318	1325		1335		1348	1352	1355		1405	
Woolwich Arsenal (WWA)	4 a		1310						1340					1410					
Dartford (DFD)	4 a		1329						1359					1429					
Gravesend (GRV)	4 a		1346						1416					1446					
Rochester (RTR)	4 a		1401						1431					1501					
Chatham (CTM)	4 a		1405						1435					1505					
Gillingham (Kent) (GLM)	4 a		1409						1439					1509					
Rainham (Kent) (RAI)	a		1415						1445					1515					
Elephant & Castle (EPH)	a	1239				1254		1309			1324		1339				1354		1409
Herne Hill (HNN)	4 a	1248				1303		1318			1333		1348				1403		1418
Tulse Hill (TUH)	4 a	1254				1309		1324			1339		1354				1409		1424
Wimbledon (WIM)	6 a					1324					1354						1424		
Sutton (Surrey) (SUO)	4 a	1317				1344		1347			1414		1417				1444		1447
Denmark Hill (DMK)	4 a																		
Bromley South (BMS)	4 a																		
Orpington (ORP)	4 a																		
Sevenoaks (SEV)	4 a																		
Norwood Junction (NWD)	2 a				1307					1337						1407			
East Croydon (ECR)	a			1305	1311		1318			1341		1348			1405	1411		1418	
East Grinstead (EGR)	a																		
Purley (PUR)	4 a				1317					1347						1417			
Redhill (RDH)	a				1330					1400						1430			
Gatwick Airport (GTW)	10 a			1320	1343		1334			1409		1404			1420	1443		1434	
Three Bridges (TBD)	4 a			1326	1349		1339			1415		1409			1426	1449		1439	
Crawley (CRW)	a				1353											1453			
Horsham (HRH)	4 a				1406											1506			
Haywards Heath (HHE)	3 a			1336			1351					1421			1436			1451	
Brighton (BTN)	10 a			1353			1413					1443			1453			1513	

NOTES (see introductory pages for explanation of train operator codes and standard symbols)

- a Arrival time
d Departure time

**Bedford, Luton, Peterborough, Cambridge and Stevenage to the Medway Towns,
Bromley S, Orpington, Sevenoaks, Wimbledon, Sutton, E. Croydon, Gatwick Airport,
Horsham and Brighton via Central London**

Sundays

1st Class/Reservations/Bus/Ferry	Operator	TL	TL □	TL	TL □	TL	TL	TL □	TL □	TL □	TL □	TL	TL □	TL □	TL □	TL □	TL □	TL □
Bedford (BDM)	7 d		1302		1316				1332		1346				1402		1416	
Luton (LUT)	10 d		1329	1322	1343				1359	1352	1413				1429	1422	1443	
Luton Airport Parkway (LTN)	7 d		1332	1325	1346				1402	1355	1416				1432	1425	1446	
St Albans City (SAC)	d		1344	1336	1357	1352			1414	1406	1427	1422			1444	1436	1457	1452
West Hampstead Thameslink (WHP)	d		1357	1400	1409	1416			1427	1430	1439	1446			1457	1500	1509	1516
Kentish Town (KTN)	d	1356		1405		1421	1426			1435		1451	1456		1505		1521	1526
Peterborough (PBO)	8 d																	
Huntingdon (HUN)	d																	
Cambridge (CBG)	d							1323										1423
Royston (RYS)	d							1339										1439
Letchworth Garden City (LET)	d							1352										1452
Hitchin (HIT)	4 d							1357										1457
Stevenage (SVG)	4 d							1403										1503
Welwyn Garden City (WGC)	4 d																	
Hatfield (HAT)	d																	
Potters Bar (PBR)	d																	
Finsbury Park (FPK)	d							1426										1526
St Pancras International (STP)	15 d	1402	1409	1412	1420	1427	1432	1435	1439	1442	1450	1457	1502	1509	1512	1520	1527	1532
Farringdon (ZFD)	8 d	1407	1413	1416	1424	1431	1437	1439	1443	1446	1454	1501	1507	1513	1516	1524	1531	1537
City Thameslink (CTK)	3 d																	
London Blackfriars (BFR)	8 d	1411	1418	1421	1429	1436	1441	1444	1448	1451	1459	1506	1511	1518	1521	1529	1536	1541
London Bridge (LBG)	4 d	1418	1425		1435		1448	1452	1455		1505		1518	1525		1535		1548
Woolwich Arsenal (WWA)	4 a	1440					1510						1540					1610
Dartford (DFD)	4 a	1459					1529						1559					1629
Gravesend (GRV)	4 a	1516					1546						1616					1646
Rochester (RTR)	4 a	1531					1601						1631					1701
Chatham (CTM)	4 a	1535					1605						1635					1705
Gillingham (Kent) (GLM)	4 a	1539					1609						1639					1709
Rainham (Kent) (RAI)	a	1545					1615						1645					1715
Elephant & Castle (EPH)	a			1424		1439				1454		1509			1524		1539	
Herne Hill (HNH)	4 a			1433		1448				1503		1518			1533		1548	
Tulse Hill (TUH)	4 a			1439		1454				1509		1524			1539		1554	
Wimbledon (WIM)	6 a			1454						1524					1554			
Sutton (Surrey) (SUO)	4 a			1514		1517				1544		1547			1614		1617	
Denmark Hill (DMK)	4 a																	
Bromley South (BMS)	4 a																	
Orpington (ORP)	4 a																	
Sevenoaks (SEV)	4 a																	
Norwood Junction (NWD)	2 a		1437						1507						1537			
East Croydon (ECR)	a		1441		1448			1505	1511		1518				1541		1548	1605
East Grinstead (EGR)	a																	
Purley (PUR)	4 a		1447						1517						1547			
Redhill (RDH)	a		1500						1530						1600			
Gatwick Airport (GTW)	10 a		1509		1504			1520	1543		1534				1609		1604	1620
Three Bridges (TBD)	4 a		1515		1509			1526	1549		1539				1615		1609	1626
Crawley (CRW)	a								1553									
Horsham (HRH)	4 a								1606									
Haywards Heath (HHE)	8 a				1521			1536			1551					1621		1636
Brighton (BTN)	10 a				1543			1553			1613					1643		1653

NOTES (see introductory pages for explanation of train operator codes and standard symbols)

- a Arrival time
d Departure time

**Bedford, Luton, Peterborough, Cambridge and Stevenage to the Medway Towns,
Bromley S, Orpington, Sevenoaks, Wimbledon, Sutton, E. Croydon, Gatwick Airport,
Horsham and Brighton via Central London**

Sundays

Operator	TL	TL	TL	TL	TL	TL	TL	TL	TL	TL	TL	TL	TL	TL	TL	TL	TL	TL
1st Class/Reservations/Bus/Ferry	TL	TL	TL	TL	TL	TL	TL	TL	TL	TL	TL	TL	TL	TL	TL	TL	TL	TL
Bedford (BDM)	7 d	1432	1446			1502	1516					1532	1546			1602		
Luton (LUT)	10 d	1459	1452	1513		1529	1522	1543				1559	1552	1613		1629	1622	
Luton Airport Parkway (LTN)	7 d	1502	1455	1516		1532	1525	1546				1602	1555	1616		1632	1625	
St Albans City (SAC)	d	1514	1506	1527	1522	1544	1536	1557	1552			1614	1606	1627	1622	1644	1636	
West Hampstead Thameslink (WHP)	d	1527	1530	1539	1546	1557	1600	1609	1616			1627	1630	1639	1646	1657	1700	
Kentish Town (KTN)	d		1535	1551	1556		1605	1621	1626				1635	1651	1656		1705	
Peterborough (PBO)	8 d																	
Huntingdon (HUN)	d																	
Cambridge (CBG)	d											1523						
Royston (RYS)	d											1539						
Letchworth Garden City (LET)	d											1552						
Hitchin (HIT)	4 d											1557						
Stevenage (SVG)	4 d											1603						
Welwyn Garden City (WGC)	4 d																	
Hatfield (HAT)	d																	
Potters Bar (PBR)	d																	
Finsbury Park (FPK)	d											1626						
St Pancras International (STP)	15 d	1539	1542	1550	1557	1602	1609	1612	1620	1627	1632	1635	1639	1642	1650	1657	1702	1709
Farringdon (ZFD)	8 d	1543	1546	1554	1601	1607	1613	1616	1624	1631	1637	1639	1643	1646	1654	1701	1707	1713
City Thameslink (CTK)	3 d																	
London Blackfriars (BFR)	8 d	1548	1551	1559	1606	1611	1618	1621	1629	1636	1641	1644	1648	1651	1659	1706	1711	1718
London Bridge (LBG)	4 d	1555		1605		1618	1625		1635		1648	1652	1655		1705		1718	1725
Woolwich Arsenal (WWA)	4 a					1640					1710						1740	
Dartford (DFD)	4 a					1659					1729						1759	
Gravesend (GRV)	4 a					1716					1746						1816	
Rochester (RTR)	4 a					1731					1801						1831	
Chatham (CTM)	4 a					1735					1805						1835	
Gillingham (Kent) (GLM)	4 a					1739					1809						1839	
Rainham (Kent) (RAI)	a					1745					1815						1845	
Elephant & Castle (EPH)	a		1554		1609			1624		1639				1654		1709		1724
Herne Hill (HNN)	4 a		1603		1618			1633		1648				1703		1718		1733
Tulse Hill (TUH)	4 a		1609		1624			1639		1654				1709		1724		1739
Wimbledon (WIM)	6 a		1624					1654						1724				1754
Sutton (Surrey) (SUO)	4 a		1644		1647			1714		1717				1744		1747		1814
Denmark Hill (DMK)	4 a																	
Bromley South (BMS)	4 a																	
Orpington (ORP)	4 a																	
Sevenoaks (SEV)	4 a																	
Norwood Junction (NWD)	2 a	1607				1637						1707					1737	
East Croydon (ECR)	a	1611		1618		1641		1648				1705	1711		1718		1741	
East Grinstead (EGR)	a																	
Purley (PUR)	4 a	1617				1647						1717					1747	
Redhill (RDH)	a	1630				1700						1730					1800	
Gatwick Airport (GTW)	10 a	1643		1634		1709		1704				1720	1743		1734		1809	
Three Bridges (TBD)	4 a	1649		1639		1715		1709				1726	1749		1739		1815	
Crawley (CRW)	a	1653										1753						
Horsham (HRH)	4 a	1706										1806						
Haywards Heath (HHE)	3 a			1651				1721				1736			1751			
Brighton (BTN)	10 a			1713				1743				1753			1813			

NOTES (see introductory pages for explanation of train operator codes and standard symbols)

- a Arrival time
d Departure time

Bedford, Luton, Peterborough, Cambridge and Stevenage to the Medway Towns, Bromley S, Orpington, Sevenoaks, Wimbledon, Sutton, E. Croydon, Gatwick Airport, Horsham and Brighton via Central London

Sundays

1st Class/Reservations/Bus/Ferry	Operator	TL □	TL	TL	TL □	TL □	TL	TL □	TL	TL	TL □	TL	TL □	TL	TL □	TL □	TL □	TL □
Bedford (BDM)	7 d	1616				1632		1646			1702		1716				1732	1746
Luton (LUT)	10 d	1643				1659	1652	1713			1729	1722	1743				1759	1813
Luton Airport Parkway (LTN)	7 d	1646				1702	1655	1716			1732	1725	1746				1802	1816
St Albans City (SAC)	d	1657	1652			1714	1706	1727	1722		1744	1736	1757	1752			1814	1827
West Hampstead Thameslink (WHP)	d	1709	1716			1727	1730	1739	1746		1757	1800	1809	1816			1827	1839
Kentish Town (KTN)	d		1721	1726			1735		1751	1756		1805		1821	1826		1835	
Peterborough (PBO)	8 d																	
Huntingdon (HUN)	d																	
Cambridge (CBG)	d				1623											1723		
Royston (RYS)	d				1639											1739		
Letchworth Garden City (LET)	d				1652											1752		
Hitchin (HIT)	4 d				1657											1757		
Stevenage (SVG)	4 d				1703											1803		
Welwyn Garden City (WGC)	4 d																	
Hatfield (HAT)	d																	
Potters Bar (PBR)	d																	
Finsbury Park (FPK)	d				1726											1826		
St Pancras International (STP)	15 d	1720	1727	1732	1735	1739	1742	1750	1757	1802	1809	1812	1820	1827	1832	1835	1839	1842
Farringdon (ZFD)	8 d	1724	1731	1737	1739	1743	1746	1754	1801	1807	1813	1816	1824	1831	1837	1839	1843	1854
City Thameslink (CTK)	3 d																	
London Blackfriars (BFR)	8 d	1729	1736	1741	1744	1748	1751	1759	1806	1811	1818	1821	1829	1836	1841	1844	1848	1859
London Bridge (LBG)	4 d	1735		1748	1752	1755		1805		1818	1825		1835		1848	1852	1855	1905
Woolwich Arsenal (WWA)	4 a			1810						1840					1910			
Dartford (DFD)	4 a			1829						1859					1929			
Gravesend (GRV)	4 a			1846						1916					1946			
Rochester (RTR)	4 a			1901						1931					2001			
Chatham (CTM)	4 a			1905						1935					2005			
Gillingham (Kent) (GLM)	4 a			1909						1939					2009			
Rainham (Kent) (RAI)	a			1915						1945					2015			
Elephant & Castle (EPH)	a		1739				1754		1809			1824		1839				1854
Herne Hill (HNN)	4 a		1748				1803		1818			1833		1848				1903
Tulse Hill (TUH)	4 a		1754				1809		1824			1839		1854				1909
Wimbledon (WIM)	6 a						1824											1924
Sutton (Surrey) (SUO)	4 a		1817				1844		1847			1914		1917				1944
Denmark Hill (DMK)	4 a																	
Bromley South (BMS)	4 a																	
Orpington (ORP)	4 a																	
Sevenoaks (SEV)	4 a																	
Norwood Junction (NWD)	2 a				1807						1837						1907	
East Croydon (ECR)	a	1748			1805	1811		1818			1841		1848			1905	1911	1918
East Grinstead (EGR)	a																	
Purley (PUR)	4 a				1817						1847						1917	
Redhill (RDH)	a				1830						1900						1930	
Gatwick Airport (GTW)	10 a	1804			1820	1843		1834			1909		1904			1920	1943	1934
Three Bridges (TBD)	4 a	1809			1826	1849		1839			1915		1909			1926	1949	1939
Crawley (CRW)	a				1853												1953	
Horsham (HRH)	4 a				1906												2006	
Haywards Heath (HHE)	8 a	1821			1836			1851					1921			1936		1951
Brighton (BTN)	10 a	1843			1853			1913					1943			1953		2013

NOTES (see introductory pages for explanation of train operator codes and standard symbols)

- a Arrival time
d Departure time

**Bedford, Luton, Peterborough, Cambridge and Stevenage to the Medway Towns,
Bromley S, Orpington, Sevenoaks, Wimbledon, Sutton, E. Croydon, Gatwick Airport,
Horsham and Brighton via Central London**

Sundays

1st Class/Reservations/Bus/Ferry	Operator	TL	TL	TL □	TL □	TL □	TL □	TL □	TL □	TL □	TL □	TL □	TL □	TL □	TL □	TL □	TL □	TL □
Bedford (BDM)	7 d			1802		1816				1832		1846			1902		1916	
Luton (LUT)	10 d			1829	1822	1843				1859	1852	1913			1929	1922	1943	
Luton Airport Parkway (LTN)	7 d			1832	1825	1846				1902	1855	1916			1932	1925	1946	
St Albans City (SAC)	d	1822		1844	1836	1857	1852			1914	1906	1927	1922		1944	1936	1957	1952
West Hampstead Thameslink (WHP)	d	1846		1857	1900	1909	1916			1927	1930	1939	1946		1957	2000	2009	2016
Kentish Town (KTN)	d	1851	1856		1905		1921	1926			1935		1951	1956		2005	2021	2026
Peterborough (PBO)	8 d																	
Huntingdon (HUN)	d																	
Cambridge (CBG)	d								1823									
Royston (RYS)	d								1839									
Letchworth Garden City (LET)	d								1852									
Hitchin (HIT)	4 d								1857									
Stevenage (SVG)	4 d								1903									
Welwyn Garden City (WGC)	4 d																	
Hatfield (HAT)	d																	
Potters Bar (PBR)	d																	
Finsbury Park (FPK)	d								1926									
St Pancras International (STP)	15 d	1857	1902	1909	1912	1920	1927	1932	1935	1939	1942	1950	1957	2002	2009	2012	2020	2027
Farringdon (ZFD)	8 d	1901	1907	1913	1916	1924	1931	1937	1939	1943	1946	1954	2001	2007	2013	2016	2024	2031
City Thameslink (CTK)	3 d																	
London Blackfriars (BFR)	8 d	1906	1911	1918	1921	1929	1936	1941	1944	1948	1951	1959	2006	2011	2018	2021	2029	2036
London Bridge (LBG)	4 d		1918	1925		1935		1948	1952	1955		2005		2018	2025		2035	2048
Woolwich Arsenal (WWA)	4 a		1940					2010						2040				2110
Dartford (DFD)	4 a		1959					2029						2059				2129
Gravesend (GRV)	4 a		2016					2046						2116				2146
Rochester (RTR)	4 a		2031					2101						2131				2201
Chatham (CTM)	4 a		2035					2105						2135				2205
Gillingham (Kent) (GLM)	4 a		2039					2109						2139				2209
Rainham (Kent) (RAI)	a		2045					2115						2145				2215
Elephant & Castle (EPH)	a	1909			1924		1939				1954		2009			2024		2039
Herne Hill (HNH)	4 a	1918			1933		1948				2003		2018			2033		2048
Tulse Hill (TUH)	4 a	1924			1939		1954				2009		2024			2039		2054
Wimbledon (WIM)	6 a				1954						2024					2054		
Sutton (Surrey) (SUO)	4 a	1947			2014		2017				2044		2047			2114		2117
Denmark Hill (DMK)	4 a																	
Bromley South (BMS)	4 a																	
Orpington (ORP)	4 a																	
Sevenoaks (SEV)	4 a																	
Norwood Junction (NWD)	2 a			1937						2007					2037			
East Croydon (ECR)	a			1941		1948			2005	2011		2018			2041		2048	
East Grinstead (EGR)	a																	
Purley (PUR)	4 a			1947						2017					2047			
Redhill (RDH)	a			2000						2030					2100			
Gatwick Airport (GTW)	10 a			2009		2004			2020	2043		2034			2109		2104	
Three Bridges (TBD)	4 a			2015		2009			2026	2049		2039			2115		2109	
Crawley (CRW)	a									2053								
Horsham (HRH)	4 a									2106								
Haywards Heath (HHE)	3 a					2021			2036			2051					2121	
Brighton (BTN)	10 a					2043			2053			2113					2143	

NOTES (see introductory pages for explanation of train operator codes and standard symbols)

- a Arrival time
d Departure time

Bedford, Luton, Peterborough, Cambridge and Stevenage to the Medway Towns, Bromley S, Orpington, Sevenoaks, Wimbledon, Sutton, E. Croydon, Gatwick Airport, Horsham and Brighton via Central London

Sundays

1st Class/Reservations/Bus/Ferry	Operator	TL □	TL □	TL □	TL □	TL □	TL □	TL □	TL □	TL □	TL □	TL □	TL □	TL □	TL □	TL □	TL □	TL □
Bedford (BDM)	7 d		1932		1946			2002	2016					2032	2046		2102	2116
Luton (LUT)	10 d		1959	1952	2013			2029	2022	2043				2059	2052	2113	2129	2143
Luton Airport Parkway (LTN)	7 d		2002	1955	2016			2032	2025	2046				2102	2055	2116	2132	2146
St Albans City (SAC)	d		2014	2006	2027	2022		2044	2036	2057	2052			2114	2106	2127	2127	2144
West Hampstead Thameslink (WHP)	d		2027	2030	2039	2046		2057	2100	2109	2116			2127	2130	2139	2151	2157
Kentish Town (KTN)	d			2035		2051	2056		2105		2121	2126			2135		2156	
Peterborough (PBO)	8 d																	
Huntingdon (HUN)	d																	
Cambridge (CBG)	d	1923												2023				
Royston (RYS)	d	1939												2039				
Letchworth Garden City (LET)	d	1952												2052				
Hitchin (HIT)	4 d	1957												2057				
Stevenage (SVG)	4 d	2003												2103				
Welwyn Garden City (WGC)	4 d																	
Hatfield (HAT)	d																	
Potters Bar (PBR)	d																	
Finsbury Park (FPK)	d	2026												2126				
St Pancras International (STP)	15 d	2035	2039	2042	2050	2057	2102	2109	2112	2120	2127	2132	2135	2139	2142	2150	2202	2209
Farringdon (ZFD)	8 d	2039	2043	2046	2054	2101	2107	2113	2116	2124	2131	2137	2139	2143	2146	2154	2207	2213
City Thameslink (CTK)	3 d																	
London Blackfriars (BFR)	8 d	2044	2048	2051	2059	2106	2111	2118	2121	2129	2136	2141	2144	2148	2151	2159	2211	2218
London Bridge (LBG)	4 d	2052	2055		2105		2118	2125		2135		2148	2152	2155		2205	2218	2225
Woolwich Arsenal (WWA)	4 a						2140					2210					2240	
Dartford (DFD)	4 a						2159					2229					2259	
Gravesend (GRV)	4 a						2216					2246					2316	
Rochester (RTR)	4 a						2231					2301					2331	
Chatham (CTM)	4 a						2235					2305					2335	
Gillingham (Kent) (GLM)	4 a						2239					2309					2339	
Rainham (Kent) (RAI)	a						2245					2315						
Elephant & Castle (EPH)	a			2054		2109			2124		2139				2154			
Herne Hill (HNN)	4 a			2103		2118			2133		2148				2203			
Tulse Hill (TUH)	4 a			2109		2124			2139		2154				2209			
Wimbledon (WIM)	6 a			2124					2154						2224			
Sutton (Surrey) (SUO)	4 a			2144		2147			2214		2217				2244			
Denmark Hill (DMK)	4 a																	
Bromley South (BMS)	4 a																	
Orpington (ORP)	4 a																	
Sevenoaks (SEV)	4 a																	
Norwood Junction (NWD)	2 a		2107					2137						2207			2237	
East Croydon (ECR)	a	2105	2111		2118			2141		2148			2205	2211		2218	2241	2248
East Grinstead (EGR)	a																	
Purley (PUR)	4 a		2117					2147						2217			2247	
Redhill (RDH)	a		2130					2200						2230			2300	
Gatwick Airport (GTW)	10 a	2120	2143		2134			2209		2204			2220	2243		2234	2309	2304
Three Bridges (TBD)	4 a	2126	2149		2139			2215		2209			2226	2249		2239		2309
Crawley (CRW)	a		2153											2253				
Horsham (HRH)	4 a		2206											2306				
Haywards Heath (HHE)	8 a	2136			2151					2221			2236			2251		2321
Brighton (BTN)	10 a	2153			2213					2243			2253			2313		2343

NOTES (see introductory pages for explanation of train operator codes and standard symbols)

- a Arrival time
d Departure time

Bedford, Luton, Peterborough, Cambridge and Stevenage to the Medway Towns, Bromley S, Orpington, Sevenoaks, Wimbledon, Sutton, E. Croydon, Gatwick Airport, Horsham and Brighton via Central London

Sundays

Operator	TL	TL	TL	TL	TL	TL	TL	TL	TL	TL	TL	TL	TL
Days of operation/Notes 1st Class/Reservations/Bus/Ferry	TL	TL	TL	TL	TL	TL	TL	TL	TL	TL	TL	TL	TL
Bedford (BDM)	7 d		2132	2146		2204	2242	2306	2342	0014	0114	0214	
Luton (LUT)	10 d		2159	2213		2231	2309	2333	0009	0041	0141	0241	
Luton Airport Parkway (LTN)	7 d		2202	2216		2234	2312	2336	0012	0044	0144	0244	
St Albans City (SAC)	d	2157	2214	2227	2227	2245	2323	2348	0023	0055	0155	0255	
West Hampstead Thameslink (WHP)	d	2221	2227	2239	2251	2308	2342	0012	0042	0120	0220	0320	
Kentish Town (KTN)	d	2226			2256	2313		0017		0125	0225	0325	
Peterborough (PBO)	8 d												
Huntingdon (HUN)	d												
Cambridge (CBG)	d	2123											
Royston (RYS)	d	2140											
Letchworth Garden City (LET)	d	2153											
Hitchin (HIT)	4 d	2158											
Stevenage (SVG)	4 d	2204											
Welwyn Garden City (WGC)	4 d												
Hatfield (HAT)	d												
Potters Bar (PBR)	d												
Finsbury Park (FPK)	d	2226											
St Pancras International (STP)	15 d	2232	2235	2239	2250	2302	2320	2352	0024	0052	0132	0232	0332
Farringdon (ZFD)	3 d	2237	2239	2243	2254	2307	2324	2356	0028				
City Thameslink (CTK)	3 d												
London Blackfriars (BFR)	3 d	2241	2244	2248	2259	2311	2329	0002	0032	0102	0140	0240	0340
London Bridge (LBG)	4 d	2248	2252	2255	2305	2318	2335						
Woolwich Arsenal (WWA)	4 a	2310			2340								
Dartford (DFD)	4 a	2329			2358								
Gravesend (GRV)	4 a	2346			0016								
Rochester (RTR)	4 a	0001			0031								
Chatham (CTM)	4 a	0005			0035								
Gillingham (Kent) (GLM)	4 a	0010			0040								
Rainham (Kent) (RAI)	a												
Elephant & Castle (EPH)	a												
Herne Hill (HNH)	4 a												
Tulse Hill (TUH)	4 a												
Wimbledon (WIM)	6 a												
Sutton (Surrey) (SUO)	4 a												
Denmark Hill (DMK)	4 a												
Bromley South (BMS)	4 a												
Orpington (ORP)	4 a												
Sevenoaks (SEV)	4 a												
Norwood Junction (NWD)	2 a		2307										
East Croydon (ECR)	a	2305	2311	2319		2348	0027	0057	0127	0205	0305	0405	
East Grinstead (EGR)	a												
Purley (PUR)	4 a		2317						0134	0213	0313	0413	
Redhill (RDH)	a		2330			0005		0111					
Gatwick Airport (GTW)	10 a	2320	2343	2335		0015	0048	0122	0156	0230	0330	0430	
Three Bridges (TBD)	4 a	2326	2349	2340		0022	0054	0128	0203	0236	0336	0436	
Crawley (CRW)	a		2353										
Horsham (HRH)	4 a		0006										
Haywards Heath (HHE)	3 a	2336		2352		0034	0104		0213				
Brighton (BTN)	10 a	2353		0013		0054	0124		0228				

NOTES (see introductory pages for explanation of train operator codes and standard symbols)

- a Arrival time
d Departure time
MM Monday mornings

Brighton, Horsham, Gatwick Airport, E. Croydon, Sutton, Wimbledon, Sevenoaks, Orpington, Bromley S. and the Medway Towns to Stevenage, Cambridge, Peterborough, Luton and Bedford via Central London

Mondays to Fridays

Operator	TL	TL	TL		TL	TL	TL	TL	TL		TL	TL	TL	TL	TL	TL	TL
Days of operation/Notes	MO	MO	MO		MX	MX	MX	MX	MX		TL	TL	TL	TL	TL	TL	TL
1st Class/Reservations/Bus/Ferry	TL	TL	TL								TL	TL	TL	TL	TL	TL	TL
Brighton (BTN)	10 d										0002						0412
Haywards Heath (HHE)	3 d										0023						0426
Horsham (HRH)	4 d																
Crawley (CRW)	d																
Three Bridges (TBD)	4 d			0010							0037	0140	0240	0340	0414		0436
Gatwick Airport (GTW)	← 10 d			0016					0001		0042	0145	0245	0345	0420		0441
Redhill (RDH)	d			0026					0011		0053						0452
Purley (PUR)	4 d							0003			0103	0203	0303	0403			0502
East Grinstead (EGR)	d																
East Croydon (ECR)	← d		0012	0040				0009	0025		0110	0210	0310	0410	0440		0510
Norwood Junction (NWD)	2 d																0514
Sevenoaks (SEV)	4 d															0430	0500
Orpington (ORP)	4 d															0442	0512
Bromley South (BMS)	4 d															0507	0537
Denmark Hill (DMK)	4 d																
Sutton (Surrey) (SUO)	4 d																
Wimbledon (WIM)	← 6 d																
Tulse Hill (TUH)	4 d																
Herne Hill (HNN)	4 d																
Elephant & Castle (EPH)	← d					0004										0514	0544
Rainham (Kent) (RAI)	d																
Gillingham (Kent) (GLM)	4 d																
Chatham (CTM)	4 d																
Rochester (RTR)	4 d																
Gravesend (GRV)	4 d																
Dartford (DFD)	4 d																
Woolwich Arsenal (WWA)	← 4 d																
London Bridge (LBG)	← 4 d																0527
London Blackfriars (BFR)	← 3 d	0006	0038	0106		0002	0009	0022	0037	0051		0136	0236	0336	0436	0506	0519
City Thameslink (CTK)	3 d															0508	0521
Farringdon (ZFD)	← 3 d	0011				0006	0013	0026	0041							0511	0524
St Pancras International (STP)	← 15 d	0016	0046	0116		0011	0018	0031	0046	0058		0144	0244	0344	0444	0516	0528
Finsbury Park (FPK)	← a								0052								
Potters Bar (PBR)	a																
Hatfield (HAT)	a																
Welwyn Garden City (WGC)	4 a																
Stevenage (SVG)	4 a								0125								
Hitchin (HIT)	4 a								0134								
Letchworth Garden City (LET)	a																
Royston (RYS)	a																
Cambridge (CBG)	a																
Huntingdon (HUN)	a								0204								
Peterborough (PBO)	8 a								0223								
Kentish Town (KTN)	← a	0020	0050				0022		0103		0148	0248	0348	0448		0533	0603
West Hampstead Thameslink (WHP)	← a	0024	0054	0124		0019	0027	0039	0107		0152	0252	0352	0452	0524	0537	0551
St Albans City (SAC)	a	0049	0119	0141		0037	0053	0057	0133		0217	0317	0417	0517	0541	0601	0605
Luton Airport Parkway (LTN)	← 7 a	0102	0132	0153		0050	0105	0110	0145		0229	0329	0429	0529	0553	0613	0618
Luton (LUT)	10 a	0106	0136	0157		0053	0109	0113	0149		0233	0333	0433	0533	0557	0617	0622
Bedford (BDM)	7 a	0133	0203	0224		0122	0136	0140	0216		0301	0401	0501	0601	0624		0650















































NOTES (see introductory pages for explanation of train operator codes and standard symbols)

a Arrival time
d Departure time

MO Mondays only
MX Not Mondays

Brighton, Horsham, Gatwick Airport, E. Croydon, Sutton, Wimbledon, Sevenoaks, Orpington, Bromley S. and the Medway Towns to Stevenage, Cambridge, Peterborough, Luton and Bedford via Central London

Mondays to Fridays















































1st Class/Reservations/Bus/Ferry	Operator	TL □	TL □	TL □	TL □	TL □	TL □	TL □	TL □	TL □	TL □	TL □	TL □	TL □	TL □	TL □	TL □	TL □
Brighton (BTN)	 d			0506					0526		0544							0556
Haywards Heath (HHE)	 d			0529					0549		0601							0619
Horsham (HRH)	 d							0525									0552	
Crawley (CRW)	d							0538									0607	
Three Bridges (TBD)	 d	0514		0541		0526		0543		0601		0610					0613	0631
Gatwick Airport (GTW)	  d	0519		0546		0532		0549		0606		0616		0602			0619	0636
Redhill (RDH)	d	0529				0548		0559						0618			0629	
Purley (PUR)	 d					0557								0627				
East Grinstead (EGR)	d																	
East Croydon (ECR)	 d	0540		0601		0603		0615		0621		0631		0633			0645	0651
Norwood Junction (NWD)	 d					0608								0638				
Sevenoaks (SEV)	 d															0552		
Orpington (ORP)	 d										0600							
Bromley South (BMS)	 d										0612					0623		
Denmark Hill (DMK)	 d										0637					0647		
Sutton (Surrey) (SUO)	 d				0546				0549				0616					0619
Wimbledon (WIM)	  d								0607									0637
Tulse Hill (TUH)	 d				0608				0623				0638					0653
Herne Hill (HNH)	 d				0612				0627				0642					0657
Elephant & Castle (EPH)	 d				0619				0634		0644		0649		0654			0704
Rainham (Kent) (RAI)	d															0530		
Gillingham (Kent) (GLM)	 d		0436				0506										0536	
Chatham (CTM)	 d		0440				0510										0540	
Rochester (RTR)	 d		0444				0514										0544	
Gravesend (GRV)	 d		0459				0529										0559	
Dartford (DFD)	 d		0516				0546										0616	
Woolwich Arsenal (WWA)	  d		0534				0604										0634	
London Bridge (LBG)	  d	0555	0558	0616		0621	0628	0631		0636		0646		0651		0658	0701	0706
London Blackfriars (BFR)	  d	0602	0604	0622	0624	0627	0634	0637	0639	0642	0649	0652	0654	0657	0659	0704	0707	0712
City Thameslink (CTK)	 d	0604	0606	0624	0626	0629	0636	0639	0641	0644	0651	0654	0656	0659	0701	0706	0709	0714
Farringdon (ZFD)	  d	0606	0609	0626	0629	0631	0639	0641	0644	0646	0654	0656	0659	0701	0704	0709	0711	0716
St Pancras International (STP)	  d	0611	0613	0631	0633	0636	0643	0646	0648	0651	0658	0701	0703	0706	0708	0713	0716	0721
Finsbury Park (FPK)	 a			0637				0652				0707				0715		
Potters Bar (PBR)	a															0737		
Hatfield (HAT)	a															0745		
Welwyn Garden City (WGC)	 a															0750		
Stevenage (SVG)	 a			0658				0713				0728					0743	
Hitchin (HIT)	 a			0704				0720				0734					0750	
Letchworth Garden City (LET)	a			0709								0739						
Royston (RYS)	a			0722								0752						
Cambridge (CBG)	a			0739								0809						
Huntingdon (HUN)	a							0750									0820	
Peterborough (PBO)	 a							0807									0839	
Kentish Town (KTN)	 a		0618		0638				0653		0703		0708					0723
West Hampstead Thameslink (WHP)	 a	0619	0622		0643		0651		0657	0700	0707		0713	0714		0721		0727
St Albans City (SAC)	a	0635	0645		0707	0657	0714		0722	0711	0729		0737	0726		0744		0751
Luton Airport Parkway (LTN)	  a	0648	0658			0708	0728			0723	0743			0738		0758		0753
Luton (LUT)	 a	0652	0704			0712	0734			0727	0750			0742		0804		0757
Bedford (BDM)	 a	0720				0740				0754				0809				0824

NOTES (see introductory pages for explanation of train operator codes and standard symbols)

- a Arrival time
d Departure time

Brighton, Horsham, Gatwick Airport, E. Croydon, Sutton, Wimbledon, Sevenoaks, Orpington, Bromley S. and the Medway Towns to Stevenage, Cambridge, Peterborough, Luton and Bedford via Central London

Mondays to Fridays















































1st Class/Reservations/Bus/Ferry	Operator	TL	TL □	TL	TL □	TL	TL	TL □	TL	TL □	TL □	TL	TL □	TL □	TL	TL □	TL	TL □	TL
Brighton (BTN)	 d	0609								0626			0639						
Haywards Heath (HHE)	 d	0631								0649			0701						
Horsham (HRH)	 d				0607										0637			0654	
Crawley (CRW)	d				0622										0652			0709	
Three Bridges (TBD)	 d	0640			0626			0639		0701			0710		0656			0713	
Gatwick Airport (GTW)	  d	0646			0632			0644		0706			0716		0702			0719	
Redhill (RDH)	d				0648			0659							0714			0729	
Purley (PUR)	 d				0657										0728				
East Grinstead (EGR)	d										0644								
East Croydon (ECR)	 d		0701		0703			0715		0721	0724		0731		0733			0745	
Norwood Junction (NWD)	 d				0708										0738				
Sevenoaks (SEV)	 d					0622										0652			
Orpington (ORP)	 d	0630											0700						
Bromley South (BMS)	 d	0642				0653							0712			0723			
Denmark Hill (DMK)	 d	0707				0717							0737			0747			
Sutton (Surrey) (SUO)	 d				0646					0649					0716			0719	
Wimbledon (WIM)	  d									0707								0737	
Tulse Hill (TUH)	 d				0708					0723					0738			0753	
Herne Hill (HNH)	 d				0712					0727					0742			0757	
Elephant & Castle (EPH)	 d	0714			0719		0724			0734			0744		0749		0754	0804	
Rainham (Kent) (RAI)	d						0600										0630		
Gillingham (Kent) (GLM)	 d						0606										0636		
Chatham (CTM)	 d						0610										0640		
Rochester (RTR)	 d						0614										0644		
Gravesend (GRV)	 d						0629										0659		
Dartford (DFD)	 d						0646										0716		
Woolwich Arsenal (WWA)	  d						0704										0734		
London Bridge (LBG)	  d		0716		0721		0728	0731		0736	0741		0746		0751		0758	0801	
London Blackfriars (BFR)	  d	0719	0722	0724	0727	0729	0734	0737	0739	0742	0747	0749	0752	0754	0757	0759	0804	0807	
City Thameslink (CTK)	 d	0721	0724	0726	0729	0731	0736	0739	0741	0744	0749	0751	0754	0756	0759	0801	0806	0809	
Farringdon (ZFD)	  d	0724	0726	0729	0731	0734	0739	0741	0744	0746	0751	0754	0756	0759	0801	0804	0809	0811	
St Pancras International (STP)	  d	0728	0731	0733	0736	0738	0743	0746	0748	0751	0756	0758	0801	0803	0806	0808	0813	0816	
Finsbury Park (FPK)	 d		0737			0745		0752					0807			0815		0822	
Potters Bar (PBR)	a					0807										0837			
Hatfield (HAT)	a					0815										0845			
Welwyn Garden City (WGC)	 a					0820										0850			
Stevenage (SVG)	 a		0758					0813					0828					0843	
Hitchin (HIT)	 a		0804					0820					0834					0850	
Letchworth Garden City (LET)	a		0809										0839						
Royston (RYS)	a		0822										0852						
Cambridge (CBG)	a		0839										0909						
Huntingdon (HUN)	a							0850										0919	
Peterborough (PBO)	 a							0906										0936	
Kentish Town (KTN)	 d	0733		0738			0748					0803		0808			0818		
West Hampstead Thameslink (WHP)	 d	0737		0743	0744		0752		0758			0807		0813			0822	0828	
St Albans City (SAC)	a	0759		0807	0756		0817		0821		0814			0837	0825		0847	0851	
Luton Airport Parkway (LTN)	  a	0813			0808		0832			0815	0826				0838		0902		
Luton (LUT)	 a	0820			0812		0836			0819	0830				0841		0906		
Bedford (BDM)	 a				0839					0844	0859				0909				

NOTES (see introductory pages for explanation of train operator codes and standard symbols)

- a Arrival time
d Departure time

Brighton, Horsham, Gatwick Airport, E. Croydon, Sutton, Wimbledon, Sevenoaks, Orpington, Bromley S. and the Medway Towns to Stevenage, Cambridge, Peterborough, Luton and Bedford via Central London

Mondays to Fridays

1st Class/Reservations/Bus/Ferry	Operator	TL □	TL □	TL □	TL □	TL □	TL □	TL □	TL □	TL □	TL □	TL □	TL □	TL □	TL □	TL □	TL □	TL □
Brighton (BTN)	 d	0656			0709								0726			0739		
Haywards Heath (HHE)	 d	0719			0731		0710						0749			0801		0740
Horsham (HRH)	 d									0724								
Crawley (CRW)	d									0739								
Three Bridges (TBD)	 d	0731			0740		0722			0743			0801			0810		0752
Gatwick Airport (GTW)	  d	0736			0746		0728			0749			0806			0816		0801
Redhill (RDH)	d						0744			0759								0816
Purley (PUR)	 d						0758											0828
East Grinstead (EGR)	d		0714											0744				
East Croydon (ECR)	 d	0751	0754		0801		0803			0815			0821	0824		0831		0833
Norwood Junction (NWD)	 d						0808											0838
Sevenoaks (SEV)	 d							0722										0752
Orpington (ORP)	 d			0730											0800			
Bromley South (BMS)	 d			0742				0753							0812			0823
Denmark Hill (DMK)	 d			0807				0817							0837			0847
Sutton (Surrey) (SUO)	 d					0746						0749					0816	
Wimbledon (WIM)	  d											0807						
Tulse Hill (TUH)	 d					0808						0823					0838	
Herne Hill (HNH)	 d					0812						0827					0842	
Elephant & Castle (EPH)	 d			0814		0819		0824				0834			0844		0849	0854
Rainham (Kent) (RAI)	d								0700									0730
Gillingham (Kent) (GLM)	 d								0706									0736
Chatham (CTM)	 d								0710									0740
Rochester (RTR)	 d								0714									0744
Gravesend (GRV)	 d								0729									0800
Dartford (DFD)	 d								0746									0817
Woolwich Arsenal (WWA)	  d								0804									0834
London Bridge (LBG)	  d	0806	0811		0816		0821		0828	0831			0836	0841		0846		0851
London Blackfriars (BFR)	  d	0812	0817	0819	0822	0824	0827	0829	0834	0837	0839	0842	0847	0849	0851	0854	0856	0859
City Thameslink (CTK)	 d	0814	0819	0821	0824	0826	0829	0831	0836	0839	0841	0844	0849	0851	0854	0856	0859	0901
Farringdon (ZFD)	  d	0816	0821	0824	0826	0829	0831	0834	0839	0841	0844	0846	0851	0854	0856	0859	0901	0904
St Pancras International (STP)	  d	0821	0826	0828	0831	0833	0836	0838	0843	0846	0848	0851	0856	0858	0901	0903	0906	0908
Finsbury Park (FPK)	 a				0837			0845		0852					0907			0915
Potters Bar (PBR)	a							0907										0937
Hatfield (HAT)	a							0915										0945
Welwyn Garden City (WGC)	 a							0920										0950
Stevenage (SVG)	 a				0858					0913					0928			
Hitchin (HIT)	 a				0904					0920					0934			
Letchworth Garden City (LET)	a				0909										0939			
Royston (RYS)	a				0922										0952			
Cambridge (CBG)	a				0939										1009			
Huntingdon (HUN)	a									0950								
Peterborough (PBO)	 a									1008								
Kentish Town (KTN)	 a			0833		0838				0853				0903		0908		
West Hampstead Thameslink (WHP)	 a			0837		0843			0851		0858			0907		0913		
St Albans City (SAC)	a		0844	0859		0907	0854				0922		0914	0929		0937	0924	
Luton Airport Parkway (LTN)	  a	0845	0856	0912			0907					0915	0926	0942			0936	
Luton (LUT)	 a	0849	0900	0920			0910					0919	0930	0950			0940	
Bedford (BDM)	 a	0914	0929				0939					0944	0959				1009	

NOTES (see introductory pages for explanation of train operator codes and standard symbols)

- a Arrival time
d Departure time

Brighton, Horsham, Gatwick Airport, E. Croydon, Sutton, Wimbledon, Sevenoaks, Orpington, Bromley S. and the Medway Towns to Stevenage, Cambridge, Peterborough, Luton and Bedford via Central London

Mondays to Fridays












1st Class/Reservations/Bus/Ferry	Operator	TL □	TL	TL □	TL	TL □	TL	TL □	TL	TL □	TL	TL □	TL	TL □	TL	TL □	TL	TL □
Brighton (BTN)	10 d			0756		0809								0826		0839		
Haywards Heath (HHE)	3 d			0819		0831								0849		0901		
Horsham (HRH)	4 d	0755										0824						0855
Crawley (CRW)	d	0808										0839						0908
Three Bridges (TBD)	4 d	0813		0831		0840		0826				0843		0901		0910		0856
Gatwick Airport (GTW)	← 10 d	0819		0836		0846		0832				0849		0906		0916		0902
Redhill (RDH)	d	0829						0848				0859						0918
Purley (PUR)	4 d							0857										0927
East Grinstead (EGR)	d																	
East Croydon (ECR)	d	0845		0851		0901		0903				0915		0921		0931		0933
Norwood Junction (NWD)	2 d							0908										0938
Sevenoaks (SEV)	4 d								0822									
Orpington (ORP)	4 d				0830										0900			
Bromley South (BMS)	4 d				0842					0853					0912			
Denmark Hill (DMK)	4 d				0907					0917					0937			
Sutton (Surrey) (SUO)	4 d		0819				0846						0849				0916	
Wimbledon (WIM)	⊖ 6 d		0837										0907					
Tulse Hill (TUH)	4 d		0853				0908						0923				0938	
Herne Hill (HNH)	4 d		0857				0912						0927				0942	
Elephant & Castle (EPH)	⊖ d		0904		0914		0919		0924				0934		0944		0949	
Rainham (Kent) (RAI)	d								0800									0830
Gillingham (Kent) (GLM)	4 d								0806									0836
Chatham (CTM)	4 d								0810									0840
Rochester (RTR)	4 d								0814									0844
Gravesend (GRV)	4 d								0829									0859
Dartford (DFD)	4 d								0846									0916
Woolwich Arsenal (WWA)	DLR 4 d								0904									0934
London Bridge (LBG)	⊖ 4 d	0901		0906		0916		0921		0928	0931		0936		0946		0951	0958
London Blackfriars (BFR)	⊖ 3 d	0907	0909	0912	0919	0922	0924	0927	0929	0934	0937	0939	0942	0949	0952	0954	0957	1004
City Thameslink (CTK)	3 d	0909	0911	0914	0921	0924	0926	0929	0931	0936	0939	0941	0944	0951	0954	0956	0959	1006
Farringdon (ZFD)	⊖ 3 d	0911	0914	0916	0924	0926	0929	0931	0934	0939	0941	0944	0946	0954	0956	0959	1001	1009
St Pancras International (STP)	⊖ 15 d	0916	0918	0921	0928	0931	0933	0936	0938	0943	0946	0948	0951	0958	1001	1003	1006	1013
Finsbury Park (FPK)	⊖ a	0922				0937			0945		0952				1007			1022
Potters Bar (PBR)	a																	
Hatfield (HAT)	a																	
Welwyn Garden City (WGC)	4 a																	
Stevenage (SVG)	4 a	0943				0958					1014				1028			1043
Hitchin (HIT)	4 a	0950				1004					1020				1034			1050
Letchworth Garden City (LET)	a					1009									1039			
Royston (RYS)	a					1022									1052			
Cambridge (CBG)	a					1039									1109			
Huntingdon (HUN)	a	1020									1050							1120
Peterborough (PBO)	8 a	1041									1109							1141
Kentish Town (KTN)	⊖ a		0923				0938					0953				1008		
West Hampstead Thameslink (WHP)	⊖ a		0928	0929	0936		0943			0951		0958	0959	1006		1013		1021
St Albans City (SAC)	a		0952	0941			1007	0954		1014		1022	1011			1037	1024	1044
Luton Airport Parkway (LTN)	← 7 a			0954				1006		1028			1023				1036	1058
Luton (LUT)	10 a			0957				1010		1032			1027				1040	1102
Bedford (BDM)	7 a			1024				1039					1054				1109	

NOTES (see introductory pages for explanation of train operator codes and standard symbols)

a Arrival time
d Departure time

Brighton, Horsham, Gatwick Airport, E. Croydon, Sutton, Wimbledon, Sevenoaks, Orpington, Bromley S. and the Medway Towns to Stevenage, Cambridge, Peterborough, Luton and Bedford via Central London

Mondays to Fridays

1st Class/Reservations/Bus/Ferry	Operator	TL	TL □	TL □	TL	TL □	TL	TL □	TL	TL □	TL □	TL	TL □	TL □	TL	TL □	TL □	TL
Brighton (BTN)	10 d	0858	0914						0928	0944						0958	1014	
Haywards Heath (HHE)	8 d	0919	0931						0949	1001						1019	1031	
Horsham (HRH)	4 d							0925							0955			
Crawley (CRW)	d							0938							1008			
Three Bridges (TBD)	4 d	0931	0940		0926		0943		1001	1010		0956		1013		1031	1040	
Gatwick Airport (GTW)	← 10 d	0936	0946		0932		0949		1006	1016		1002		1019		1036	1046	
Redhill (RDH)	d				0948		0959					1018		1029				
Purley (PUR)	4 d				0957							1027						
East Grinstead (EGR)	d																	
East Croydon (ECR)	 d	0951	1001		1003		1015		1021	1031		1033		1045		1051	1101	
Norwood Junction (NWD)	2 d				1008							1038						
Sevenoaks (SEV)	4 d																	
Orpington (ORP)	4 d																	
Bromley South (BMS)	4 d																	
Denmark Hill (DMK)	4 d																	
Sutton (Surrey) (SUO)	4 d	0919			0946				0949			1016				1019		1046
Wimbledon (WIM)	 6 d	0937						1007								1037		
Tulse Hill (TUH)	4 d	0953			1008			1023				1038				1053		1108
Herne Hill (HNH)	4 d	0957			1012			1027				1042				1057		1112
Elephant & Castle (EPH)	 d	1004			1019			1034				1049				1104		1119
Rainham (Kent) (RAI)	d					0900								0930				
Gillingham (Kent) (GLM)	4 d					0906								0936				
Chatham (CTM)	4 d					0910								0940				
Rochester (RTR)	4 d					0914								0944				
Gravesend (GRV)	4 d					0929								0959				
Dartford (DFD)	4 d					0946								1016				
Woolwich Arsenal (WWA)	 4 d					1004								1034				
London Bridge (LBG)	 4 d		1006	1016		1021	1028	1031		1036	1046		1051	1058	1101		1106	1116
London Blackfriars (BFR)	 8 d	1009	1012	1022	1024	1027	1034	1037	1039	1042	1052	1054	1057	1104	1107	1109	1112	1122
City Thameslink (CTK)	8 d	1011	1014	1024	1026	1029	1036	1039	1041	1044	1054	1056	1059	1106	1109	1111	1114	1124
Farringdon (ZFD)	 8 d	1014	1016	1026	1029	1031	1039	1041	1044	1046	1056	1059	1101	1109	1111	1114	1116	1126
St Pancras International (STP)	 15 d	1018	1021	1031	1033	1036	1043	1046	1048	1051	1101	1103	1106	1113	1116	1118	1121	1133
Finsbury Park (FPK)	 a			1037				1052			1107				1122			1137
Potters Bar (PBR)	a																	
Hatfield (HAT)	a																	
Welwyn Garden City (WGC)	4 a																	
Stevenage (SVG)	4 a			1058			1113			1128				1143			1158	
Hitchin (HIT)	4 a			1104			1120			1134				1150			1204	
Letchworth Garden City (LET)	a			1109						1139							1209	
Royston (RYS)	a			1122						1152							1222	
Cambridge (CBG)	a			1139						1209							1239	
Huntingdon (HUN)	a						1150							1219				
Peterborough (PBO)	8 a						1208							1236				
Kentish Town (KTN)	 a	1023			1038			1053			1108				1123			1138
West Hampstead Thameslink (WHP)	 a	1028	1029		1043		1051		1058	1059		1113		1121		1128	1129	1143
St Albans City (SAC)	a	1052	1041		1107	1054	1114		1122	1111		1137	1124	1144		1152	1141	1207
Luton Airport Parkway (LTN)	← 7 a		1053			1106	1128			1123			1136	1158			1153	
Luton (LUT)	10 a		1057			1110	1132			1127			1140	1202			1157	
Bedford (BDM)	7 a		1124			1139				1154			1209				1224	

NOTES (see introductory pages for explanation of train operator codes and standard symbols)

- a Arrival time
d Departure time

Brighton, Horsham, Gatwick Airport, E. Croydon, Sutton, Wimbledon, Sevenoaks, Orpington, Bromley S. and the Medway Towns to Stevenage, Cambridge, Peterborough, Luton and Bedford via Central London

Mondays to Fridays


















































1st Class/Reservations/Bus/Ferry	Operator	TL □	TL	TL □	TL	TL □	TL □	TL	TL □	TL □	TL	TL □	TL □	TL	TL □	TL □	TL	TL □	TL
Brighton (BTN)	10 d					1028	1044							1058	1114				
Haywards Heath (HHE)	8 d					1049	1101							1119	1131				
Horsham (HRH)	4 d			1025							1055							1125	
Crawley (CRW)	d			1038							1108							1138	
Three Bridges (TBD)	4 d	1026		1043		1101	1110		1056		1113		1131	1140		1126		1143	
Gatwick Airport (GTW)	← 10 d	1032		1049		1106	1116		1102		1119		1136	1146		1132		1149	
Redhill (RDH)	d	1048		1059					1118		1129					1148		1159	
Purley (PUR)	4 d	1057							1127							1157			
East Grinstead (EGR)	d																		
East Croydon (ECR)	1103 d		1115		1121	1131		1133		1145		1151	1201		1203		1215		
Norwood Junction (NWD)	2 d	1108						1138							1208				
Sevenoaks (SEV)	4 d																		
Orpington (ORP)	4 d																		
Bromley South (BMS)	4 d																		
Denmark Hill (DMK)	4 d																		
Sutton (Surrey) (SUO)	4 d				1049			1116				1119			1146				1149
Wimbledon (WIM)	6 d				1107							1137							1207
Tulse Hill (TUH)	4 d				1123			1138				1153			1208				1223
Herne Hill (HNH)	4 d				1127			1142				1157			1212				1227
Elephant & Castle (EPH)	d				1134			1149				1204			1219				1234
Rainham (Kent) (RAI)	d		1000							1030							1100		
Gillingham (Kent) (GLM)	4 d		1006							1036							1106		
Chatham (CTM)	4 d		1010							1040							1110		
Rochester (RTR)	4 d		1014							1044							1114		
Gravesend (GRV)	4 d		1029							1059							1129		
Dartford (DFD)	4 d		1046							1116							1146		
Woolwich Arsenal (WWA)	4 d		1104							1134							1204		
London Bridge (LBG)	4 d	1121	1128	1131		1136	1146		1151	1158	1201		1206	1216		1221	1228	1231	
London Blackfriars (BFR)	8 d	1127	1134	1137	1139	1142	1152	1154	1157	1204	1207	1209	1212	1222	1224	1227	1234	1237	1239
City Thameslink (CTK)	8 d	1129	1136	1139	1141	1144	1154	1156	1159	1206	1209	1211	1214	1224	1226	1229	1236	1239	1241
Farringdon (ZFD)	8 d	1131	1139	1141	1144	1146	1156	1159	1201	1209	1211	1214	1216	1226	1229	1231	1239	1241	1244
St Pancras International (STP)	15 d	1136	1143	1146	1148	1151	1201	1203	1206	1213	1216	1218	1221	1231	1233	1236	1243	1246	1248
Finsbury Park (FPK)	a			1152			1207				1222			1237				1252	
Potters Bar (PBR)	a																		
Hatfield (HAT)	a																		
Welwyn Garden City (WGC)	4 a																		
Stevenage (SVG)	4 a			1214			1228			1243				1258				1314	
Hitchin (HIT)	4 a			1221			1234			1250				1304				1321	
Letchworth Garden City (LET)	a						1239							1309					
Royston (RYS)	a						1252							1322					
Cambridge (CBG)	a						1309							1339					
Huntingdon (HUN)	a			1251							1320							1351	
Peterborough (PBO)	8 a			1308							1341							1408	
Kentish Town (KTN)	a			1153			1208				1223			1238					1253
West Hampstead Thameslink (WHP)	a		1151		1158	1159	1213		1221		1228	1229		1243			1251		1258
St Albans City (SAC)	a	1154	1214		1222	1211	1237	1224	1244		1252	1241		1307	1254	1314		1322	
Luton Airport Parkway (LTN)	7 a	1206	1228			1223		1236	1258			1253				1306	1328		
Luton (LUT)	10 a	1210	1232			1227		1240	1302			1257				1310	1332		
Bedford (BDM)	7 a	1239				1254		1309				1324				1339			

NOTES (see introductory pages for explanation of train operator codes and standard symbols)

- a Arrival time
d Departure time

Brighton, Horsham, Gatwick Airport, E. Croydon, Sutton, Wimbledon, Sevenoaks, Orpington, Bromley S. and the Medway Towns to Stevenage, Cambridge, Peterborough, Luton and Bedford via Central London

Mondays to Fridays















































1st Class/Reservations/Bus/Ferry	Operator	TL □	TL □	TL □	TL □	TL □	TL □	TL □	TL □	TL □	TL □	TL □	TL □	TL □	TL □	TL □	TL □	TL □
Brighton (BTN)	 d	1128	1144						1158	1214						1228	1244	
Haywards Heath (HHE)	 d	1149	1201						1219	1231						1249	1301	
Horsham (HRH)	 d						1155								1224			
Crawley (CRW)	 d						1208								1238			
Three Bridges (TBD)	 d	1201	1210		1156		1213		1231	1240			1226		1243		1301	1310
Gatwick Airport (GTW)	 d	1206	1216		1202		1219		1236	1246			1232		1249		1306	1316
Redhill (RDH)	 d				1218		1229						1248		1259			
Purley (PUR)	 d				1227								1257					
East Grinstead (EGR)	 d																	
East Croydon (ECR)	 d	1221	1231		1233		1245		1251	1301			1303		1315		1321	1331
Norwood Junction (NWD)	 d				1238								1308					
Sevenoaks (SEV)	 d																	
Orpington (ORP)	 d																	
Bromley South (BMS)	 d																	
Denmark Hill (DMK)	 d																	
Sutton (Surrey) (SUO)	 d			1216				1219			1246					1249		1316
Wimbledon (WIM)	 d							1237								1307		
Tulse Hill (TUH)	 d			1238				1253			1308					1323		1338
Herne Hill (HNH)	 d			1242				1257			1312					1327		1342
Elephant & Castle (EPH)	 d			1249				1304			1319					1334		1349
Rainham (Kent) (RAI)	 d					1130								1200				
Gillingham (Kent) (GLM)	 d					1136								1206				
Chatham (CTM)	 d					1140								1210				
Rochester (RTR)	 d					1144								1214				
Gravesend (GRV)	 d					1159								1229				
Dartford (DFD)	 d					1216								1246				
Woolwich Arsenal (WWA)	 d					1234								1304				
London Bridge (LBG)	 d	1236	1246		1251	1258	1301		1306	1316			1321	1328	1331		1336	1346
London Blackfriars (BFR)	 d	1242	1252	1254	1257	1304	1307	1309	1312	1322	1324	1327	1334	1337	1339	1342	1352	1354
City Thameslink (CTK)	 d	1244	1254	1256	1259	1306	1309	1311	1314	1324	1326	1329	1336	1339	1341	1344	1354	1356
Farringdon (ZFD)	 d	1246	1256	1259	1301	1309	1311	1314	1316	1326	1329	1331	1339	1341	1344	1346	1356	1359
St Pancras International (STP)	 d	1251	1301	1303	1306	1313	1316	1318	1321	1331	1333	1336	1343	1346	1348	1351	1401	1403
Finsbury Park (FPK)	 a		1307				1322			1337				1352			1407	
Potters Bar (PBR)	 a																	
Hatfield (HAT)	 a																	
Welwyn Garden City (WGC)	 a																	
Stevenage (SVG)	 a		1328				1344			1358				1414			1428	
Hitchin (HIT)	 a		1334				1350			1404				1420			1434	
Letchworth Garden City (LET)	 a		1339							1409							1439	
Royston (RYS)	 a		1352							1422							1452	
Cambridge (CBG)	 a		1409							1439							1509	
Huntingdon (HUN)	 a						1420							1450				
Peterborough (PBO)	 a						1441							1509				
Kentish Town (KTN)	 a			1308				1323			1338				1353			1408
West Hampstead Thameslink (WHP)	 a	1259		1313		1321		1328	1329		1343		1351		1358	1359		1413
St Albans City (SAC)	 a	1311		1337	1324	1344		1352	1341		1407	1354	1414		1422	1411		1437
Luton Airport Parkway (LTN)	 a	1323			1336	1358			1353				1406	1428			1423	
Luton (LUT)	 a	1327			1340	1402			1357				1410	1432			1427	
Bedford (BDM)	 a	1354			1409				1424				1439				1454	

NOTES (see introductory pages for explanation of train operator codes and standard symbols)

- a Arrival time
d Departure time

Brighton, Horsham, Gatwick Airport, E. Croydon, Sutton, Wimbledon, Sevenoaks, Orpington, Bromley S. and the Medway Towns to Stevenage, Cambridge, Peterborough, Luton and Bedford via Central London

Mondays to Fridays







































1st Class/Reservations/Bus/Ferry	Operator	TL	TL □	TL	TL □	TL □	TL	TL □	TL □	TL □	TL □	TL □	TL □	TL □	TL □	TL □	TL □	TL □
Brighton (BTN)	 d				1258	1314							1328	1344				1358
Haywards Heath (HHE)	 d				1319	1331							1349	1401				1419
Horsham (HRH)	 d		1255							1325							1355	
Crawley (CRW)	d		1308							1338							1408	
Three Bridges (TBD)	 d		1313		1331	1340		1326		1343			1401	1410		1356	1413	1431
Gatwick Airport (GTW)	  d		1319		1336	1346		1332		1349			1406	1416		1402	1419	1436
Redhill (RDH)	d		1329					1348		1359						1418	1429	
Purley (PUR)	 d							1357								1427		
East Grinstead (EGR)	d																	
East Croydon (ECR)	 d		1345		1351	1401		1403		1415			1421	1431		1433	1445	1451
Norwood Junction (NWD)	 d							1408								1438		
Sevenoaks (SEV)	 d																	
Orpington (ORP)	 d																	
Bromley South (BMS)	 d																	
Denmark Hill (DMK)	 d																	
Sutton (Surrey) (SUO)	 d			1319			1346					1349			1416			1419
Wimbledon (WIM)	  d			1337								1407						1437
Tulse Hill (TUH)	 d			1353			1408					1423			1438			1453
Herne Hill (HNH)	 d			1357			1412					1427			1442			1457
Elephant & Castle (EPH)	 d			1404			1419					1434			1449			1504
Rainham (Kent) (RAI)	d	1230							1300								1330	
Gillingham (Kent) (GLM)	 d	1236							1306								1336	
Chatham (CTM)	 d	1240							1310								1340	
Rochester (RTR)	 d	1244							1314								1344	
Gravesend (GRV)	 d	1259							1329								1359	
Dartford (DFD)	 d	1316							1346								1416	
Woolwich Arsenal (WWA)	  d	1334							1404								1434	
London Bridge (LBG)	  d	1358	1401		1406	1416		1421	1428	1431			1436	1446		1451	1458	1501
London Blackfriars (BFR)	  d	1404	1407	1409	1412	1422	1424	1427	1434	1437	1439	1442	1452	1454	1457	1504	1507	1509
City Thameslink (CTK)	 d	1406	1409	1411	1414	1424	1426	1429	1436	1439	1441	1444	1454	1456	1459	1506	1509	1511
Farringdon (ZFD)	  d	1409	1411	1414	1416	1426	1429	1431	1439	1441	1444	1446	1456	1459	1501	1509	1511	1514
St Pancras International (STP)	  d	1413	1416	1418	1421	1431	1433	1436	1443	1446	1448	1451	1501	1503	1506	1513	1516	1521
Finsbury Park (FPK)	 a		1422			1437				1452			1507				1522	
Potters Bar (PBR)	a																	
Hatfield (HAT)	a																	
Welwyn Garden City (WGC)	 a																	
Stevenage (SVG)	 a		1443			1458			1513				1528				1543	
Hitchin (HIT)	 a		1450			1504			1520				1534				1550	
Letchworth Garden City (LET)	a					1509							1539					
Royston (RYS)	a					1522							1552					
Cambridge (CBG)	a					1539							1609					
Huntingdon (HUN)	a		1520							1550							1620	
Peterborough (PBO)	 a		1541							1608							1641	
Kentish Town (KTN)	 a			1423			1438			1453				1508			1523	
West Hampstead Thameslink (WHP)	 a	1421		1428	1429		1443		1451		1458	1459		1513		1521	1528	1529
St Albans City (SAC)	a	1444		1452	1441		1507	1454	1514		1522	1511		1537	1524	1544	1552	1541
Luton Airport Parkway (LTN)	  a	1458			1453			1506	1528			1523			1536	1558		1553
Luton (LUT)	 a	1502			1457			1510	1532			1527			1540	1602		1557
Bedford (BDM)	 a				1524			1539				1554			1609			1624

NOTES (see introductory pages for explanation of train operator codes and standard symbols)

a Arrival time
d Departure time

Brighton, Horsham, Gatwick Airport, E. Croydon, Sutton, Wimbledon, Sevenoaks, Orpington, Bromley S. and the Medway Towns to Stevenage, Cambridge, Peterborough, Luton and Bedford via Central London

Mondays to Fridays















































1st Class/Reservations/Bus/Ferry	Operator	TL □	TL	TL □	TL	TL □	TL	TL □	TL □	TL	TL □	TL	TL □	TL	TL □	TL	TL □	TL
Brighton (BTN)	 d	1414						1428	1444						1458		1514	
Haywards Heath (HHE)	 d	1431						1449	1501						1519		1531	
Horsham (HRH)	 d					1425								1455				
Crawley (CRW)	d					1438								1508				
Three Bridges (TBD)	 d	1440		1426		1443		1501	1510		1456		1513		1531		1540	1526
Gatwick Airport (GTW)	 d	1446		1432		1449		1506	1516		1502		1519		1536		1546	1532
Redhill (RDH)	d			1448		1459					1518		1529					1548
Purley (PUR)	 d			1457							1527							1557
East Grinstead (EGR)	d																	
East Croydon (ECR)	 d	1501		1503		1515		1521	1531		1533		1545		1551		1601	1603
Norwood Junction (NWD)	 d			1508							1538							1608
Sevenoaks (SEV)	 d																	
Orpington (ORP)	 d															1530		
Bromley South (BMS)	 d															1542		
Denmark Hill (DMK)	 d															1607		
Sutton (Surrey) (SUO)	 d		1446				1449			1516				1519				1546
Wimbledon (WIM)	 d						1507							1537				
Tulse Hill (TUH)	 d		1508				1523			1538				1553				1608
Herne Hill (HNH)	 d		1512				1527			1542				1557				1612
Elephant & Castle (EPH)	 d		1519				1534			1549				1604		1614		1619
Rainham (Kent) (RAI)	d				1400								1430					
Gillingham (Kent) (GLM)	 d				1406								1436					
Chatham (CTM)	 d				1410								1440					
Rochester (RTR)	 d				1414								1444					
Gravesend (GRV)	 d				1429								1459					
Dartford (DFD)	 d				1446								1516					
Woolwich Arsenal (WWA)	 d				1504								1534					
London Bridge (LBG)	 d	1516		1521	1528	1531		1536	1546		1551	1558	1601		1606		1616	1621
London Blackfriars (BFR)	 d	1522	1524	1527	1534	1537	1539	1542	1552	1554	1557	1604	1607	1609	1612	1619	1622	1627
City Thameslink (CTK)	 d	1524	1526	1529	1536	1539	1541	1544	1554	1556	1559	1606	1609	1611	1614	1621	1624	1629
Farringdon (ZFD)	 d	1526	1529	1531	1539	1541	1544	1546	1556	1559	1601	1609	1611	1614	1616	1624	1626	1631
St Pancras International (STP)	 d	1531	1533	1536	1543	1546	1548	1551	1601	1603	1606	1613	1616	1618	1621	1628	1631	1636
Finsbury Park (FPK)	 a	1537				1552			1607				1622				1637	
Potters Bar (PBR)	a																	
Hatfield (HAT)	a																	
Welwyn Garden City (WGC)	 a																	
Stevenage (SVG)	 a	1558				1613			1628				1643				1658	
Hitchin (HIT)	 a	1604				1620			1634				1649				1704	
Letchworth Garden City (LET)	a	1609							1639								1709	
Royston (RYS)	a	1622							1652								1722	
Cambridge (CBG)	a	1639							1709								1739	
Huntingdon (HUN)	a					1650							1719					
Peterborough (PBO)	 a					1708							1736					
Kentish Town (KTN)	 a		1538				1553			1608				1623		1633		1638
West Hampstead Thameslink (WHP)	 a		1543		1551		1558	1559		1613		1621		1628	1629		1643	
St Albans City (SAC)	a		1607	1554	1614		1622	1611		1637	1624	1644		1652	1641		1707	1654
Luton Airport Parkway (LTN)	 a			1606	1628			1623			1636	1658			1653			1707
Luton (LUT)	 a			1610	1632			1627			1640	1702			1657			1711
Bedford (BDM)	 a			1639				1654			1709				1724			1739

NOTES (see introductory pages for explanation of train operator codes and standard symbols)

- a Arrival time
d Departure time

Brighton, Horsham, Gatwick Airport, E. Croydon, Sutton, Wimbledon, Sevenoaks, Orpington, Bromley S. and the Medway Towns to Stevenage, Cambridge, Peterborough, Luton and Bedford via Central London

Mondays to Fridays

1st Class/Reservations/Bus/Ferry	Operator	TL	TL	TL □	TL □	TL □	TL □	TL □	TL □	TL □	TL □	TL □	TL □	TL □	TL □	TL □	TL □	TL □
Brighton (BTN)	 d					1528		1544								1558	1614	
Haywards Heath (HHE)	 d					1549		1601								1619	1631	
Horsham (HRH)	 d			1525										1555				
Crawley (CRW)	d			1538										1608				
Three Bridges (TBD)	 d			1543		1601		1610		1556				1613		1631		1626
Gatwick Airport (GTW)	  d			1549		1606		1616		1602				1619		1636		1632
Redhill (RDH)	d			1559						1618				1629				1648
Purley (PUR)	 d									1627								1657
East Grinstead (EGR)	d																	
East Croydon (ECR)	 d			1615		1621		1631		1633				1645		1651		1703
Norwood Junction (NWD)	 d									1638								1708
Sevenoaks (SEV)	 d	1522										1552						
Orpington (ORP)	 d						1600									1630		
Bromley South (BMS)	 d	1553					1612					1623				1642		
Denmark Hill (DMK)	 d	1617					1637					1647				1707		
Sutton (Surrey) (SUO)	 d				1549				1616					1619				1646
Wimbledon (WIM)	  d				1607									1637				
Tulse Hill (TUH)	 d				1623				1638					1653				1708
Herne Hill (HNH)	 d				1627				1642					1657				1712
Elephant & Castle (EPH)	 d	1624			1634		1644		1649		1654			1704		1714		1719
Rainham (Kent) (RAI)	d		1500										1530					
Gillingham (Kent) (GLM)	 d		1506										1536					
Chatham (CTM)	 d		1510										1540					
Rochester (RTR)	 d		1514										1544					
Gravesend (GRV)	 d		1529										1559					
Dartford (DFD)	 d		1546										1616					
Woolwich Arsenal (WWA)	  d		1604										1634					
London Bridge (LBG)	  d		1628	1631		1636		1646		1651		1658	1701		1706		1716	1721
London Blackfriars (BFR)	  d	1629	1634	1637	1639	1642	1649	1652	1654	1657	1659	1704	1707	1709	1712	1719	1722	1727
City Thameslink (CTK)	 d	1631	1636	1639	1641	1644	1651	1654	1656	1659	1701	1706	1709	1711	1714	1721	1724	1729
Farringdon (ZFD)	  d	1634	1639	1641	1644	1646	1654	1656	1659	1701	1704	1709	1711	1714	1716	1724	1726	1731
St Pancras International (STP)	  d	1638	1643	1646	1648	1651	1658	1701	1703	1706	1708	1713	1716	1718	1721	1728	1731	1736
Finsbury Park (FPK)	 a	1644		1652				1707				1714		1722			1737	
Potters Bar (PBR)	a	1703										1733						
Hatfield (HAT)	a	1709										1739						
Welwyn Garden City (WGC)	 a	1714										1744						
Stevenage (SVG)	 a			1713				1728					1743				1758	
Hitchin (HIT)	 a			1720				1734					1749				1804	
Letchworth Garden City (LET)	a							1739									1809	
Royston (RYS)	a							1752									1822	
Cambridge (CBG)	a							1809									1839	
Huntingdon (HUN)	a			1750									1819					
Peterborough (PBO)	 a			1808									1836					
Kentish Town (KTN)	 a				1653		1703		1708					1723		1733		1738
West Hampstead Thameslink (WHP)	 a		1651		1658	1659			1713			1721		1728			1743	
St Albans City (SAC)	a		1714		1722	1711			1737	1724		1744		1752	1740		1807	1754
Luton Airport Parkway (LTN)	  a		1728			1723				1736		1758			1753			
Luton (LUT)	 a		1732			1727				1740		1802			1757			1807
Bedford (BDM)	 a					1754				1809					1824			1827

NOTES (see introductory pages for explanation of train operator codes and standard symbols)

- a Arrival time
d Departure time

Brighton, Horsham, Gatwick Airport, E. Croydon, Sutton, Wimbledon, Sevenoaks, Orpington, Bromley S. and the Medway Towns to Stevenage, Cambridge, Peterborough, Luton and Bedford via Central London

Mondays to Fridays












1st Class/Reservations/Bus/Ferry	Operator	TL	TL □	TL	TL □	TL	TL □	TL □	TL □	TL	TL □	TL	TL □	TL	TL □	TL	TL □	TL □
Brighton (BTN)	10 d					1628		1644								1658		1714
Haywards Heath (HHE)	8 d					1649		1701								1719		1731
Horsham (HRH)	4 d				1624										1654			
Crawley (CRW)	d				1638										1708			
Three Bridges (TBD)	4 d				1644		1701		1710		1656				1713		1731	1740
Gatwick Airport (GTW)	← 10 d	1653			1649		1706	1656	1716		1702		1723		1719		1736	1746
Redhill (RDH)	d				1700			1706			1718				1729			
Purley (PUR)	4 d							1715			1727							
East Grinstead (EGR)	d																	
East Croydon (ECR)	16 d	1710			1715		1721	1723	1731		1733		1740		1745		1751	1801
Norwood Junction (NWD)	2 d										1738							
Sevenoaks (SEV)	4 d	1622										1652						
Orpington (ORP)	4 d																1730	
Bromley South (BMS)	4 d	1653											1723				1742	
Denmark Hill (DMK)	4 d	1717											1747				1807	
Sutton (Surrey) (SUO)	4 d					1649				1716						1719		
Wimbledon (WIM)	6 d					1707										1737		
Tulse Hill (TUH)	4 d					1723				1738						1753		
Herne Hill (HNNH)	4 d					1727				1742						1757		
Elephant & Castle (EPH)	16 d	1724				1734				1749		1754				1804	1814	
Rainham (Kent) (RAI)	d			1600											1630			
Gillingham (Kent) (GLM)	4 d			1606											1636			
Chatham (CTM)	4 d			1610											1640			
Rochester (RTR)	4 d			1614											1644			
Gravesend (GRV)	4 d			1629											1659			
Dartford (DFD)	4 d			1646											1716			
Woolwich Arsenal (WWA)	16 d			1704											1734			
London Bridge (LBG)	16 d	1725	1728	1731		1736	1741	1746		1751		1755	1758	1801		1806		1816
London Blackfriars (BFR)	16 d	1729	1732	1734	1737	1739	1742	1747	1752	1754	1757	1759	1802	1804	1807	1809	1812	1822
City Thameslink (CTK)	16 d	1731	1734	1736	1739	1741	1744	1749	1754	1756	1759	1801	1804	1806	1809	1811	1814	1824
Farringdon (ZFD)	16 d	1734	1736	1739	1741	1744	1746	1751	1756	1759	1801	1804	1806	1809	1811	1814	1816	1826
St Pancras International (STP)	16 d	1738	1741	1743	1746	1748	1751	1756	1801	1803	1806	1808	1811	1813	1816	1818	1821	1831
Finsbury Park (FPK)	16 a	1744			1752				1807						1814			1837
Potters Bar (PBR)	a	1803											1833					
Hatfield (HAT)	a	1809											1839					
Welwyn Garden City (WGC)	4 a	1814											1844					
Stevenage (SVG)	4 a			1813				1828							1843			1858
Hitchin (HIT)	4 a			1820				1834							1849			1904
Letchworth Garden City (LET)	a							1839										1909
Royston (RYS)	a							1852										1922
Cambridge (CBG)	a							1909										1939
Huntingdon (HUN)	a			1850											1919			
Peterborough (PBO)	8 a			1908											1936			
Kentish Town (KTN)	16 a				1753				1808							1823		1833
West Hampstead Thameslink (WHP)	16 a			1752	1758				1813					1821		1828		1837
St Albans City (SAC)	a	1800	1814		1822	1809	1818		1837	1825		1830	1844		1852	1840	1903	
Luton Airport Parkway (LTN)	← 7 a	1811	1825				1832					1841	1858			1853	1917	
Luton (LUT)	10 a	1815	1830				1821	1836			1837		1845	1902		1857	1921	
Bedford (BDM)	7 a	1841					1844	1905			1858		1912			1924		

NOTES (see introductory pages for explanation of train operator codes and standard symbols)

- a Arrival time
d Departure time

Brighton, Horsham, Gatwick Airport, E. Croydon, Sutton, Wimbledon, Sevenoaks, Orpington, Bromley S. and the Medway Towns to Stevenage, Cambridge, Peterborough, Luton and Bedford via Central London

Mondays to Fridays







































1st Class/Reservations/Bus/Ferry	Operator	TL	TL □	TL	TL	TL □	TL	TL □	TL □	TL	TL □	TL □	TL	TL □	TL	TL □	TL □	TL □	TL
Brighton (BTN)	10 d							1728	1744								1758	1814	
Haywards Heath (HHE)	3 d							1749	1801								1819	1831	
Horsham (HRH)	4 d					1724										1754			
Crawley (CRW)	d					1738										1808			
Three Bridges (TBD)	4 d		1726			1743		1801	1810		1756					1813	1831	1840	
Gatwick Airport (GTW)	← 10 d		1732			1749		1806	1816		1802					1819	1836	1846	
Redhill (RDH)	d		1748			1759					1818					1829			
Purley (PUR)	4 d		1757								1827								
East Grinstead (EGR)	d																1818		
East Croydon (ECR)	 d		1803			1815		1821	1831		1833					1845	1851	1853	1901
Norwood Junction (NWD)	2 d		1808								1838								
Sevenoaks (SEV)	4 d			1722									1752						
Orpington (ORP)	4 d																		
Bromley South (BMS)	4 d			1753									1823						
Denmark Hill (DMK)	4 d			1817									1847						
Sutton (Surrey) (SUO)	4 d	1746					1749			1816							1819		1846
Wimbledon (WIM)	 6 d						1807										1837		
Tulse Hill (TUH)	4 d	1808					1823			1838							1853		1908
Herne Hill (HNH)	4 d	1812					1827			1842							1857		1912
Elephant & Castle (EPH)	 d	1819		1824			1834			1849		1854					1904		1919
Rainham (Kent) (RAI)	d				1700									1730					
Gillingham (Kent) (GLM)	4 d				1706									1736					
Chatham (CTM)	4 d				1710									1740					
Rochester (RTR)	4 d				1714									1744					
Gravesend (GRV)	4 d				1729									1759					
Dartford (DFD)	4 d				1746									1816					
Woolwich Arsenal (WWA)	 4 d				1804									1834					
London Bridge (LBG)	 4 d		1821		1828	1831		1836	1846		1851		1858	1901		1906	1911	1916	
London Blackfriars (BFR)	 3 d	1824	1827	1829	1834	1837	1839	1842	1852	1854	1857	1859	1904	1907	1909	1912	1917	1922	1924
City Thameslink (CTK)	3 d	1826	1829	1831	1836	1839	1841	1844	1854	1856	1859	1901	1906	1909	1911	1914	1919	1924	1926
Farringdon (ZFD)	 3 d	1829	1831	1834	1839	1841	1844	1846	1856	1859	1901	1904	1909	1911	1914	1916	1921	1926	1929
St Pancras International (STP)	 15 d	1833	1836	1838	1843	1846	1848	1851	1901	1903	1906	1908	1913	1916	1918	1921	1926	1931	1933
Finsbury Park (FPK)	 a			1844		1852			1907			1914		1922				1937	
Potters Bar (PBR)	a			1903								1933							
Hatfield (HAT)	a			1909								1939							
Welwyn Garden City (WGC)	4 a			1914								1944							
Stevenage (SVG)	4 a					1913			1929					1943				1958	
Hitchin (HIT)	4 a					1920			1935					1950				2004	
Letchworth Garden City (LET)	a								1940									2009	
Royston (RYS)	a								1952									2022	
Cambridge (CBG)	a								2009									2039	
Huntingdon (HUN)	a					1950								2019					
Peterborough (PBO)	8 a					2008								2036					
Kentish Town (KTN)	 a				1848					1908				1923					1938
West Hampstead Thameslink (WHP)	 a	1843			1852		1858	1859		1913	1914		1921		1928				1943
St Albans City (SAC)	a	1907	1854		1916		1921	1911		1936	1929				1952	1939	1945		2007
Luton Airport Parkway (LTN)	← 7 a		1906		1932			1923			1940						1957		
Luton (LUT)	10 a		1910		1936			1927			1944						1951	2001	
Bedford (BDM)	7 a		1939					1954			2011						2015	2028	

NOTES (see introductory pages for explanation of train operator codes and standard symbols)

- a Arrival time
d Departure time

Brighton, Horsham, Gatwick Airport, E. Croydon, Sutton, Wimbledon, Sevenoaks, Orpington, Bromley S. and the Medway Towns to Stevenage, Cambridge, Peterborough, Luton and Bedford via Central London

Mondays to Fridays















































1st Class/Reservations/Bus/Ferry	Operator	TL □	TL	TL □	TL	TL □	TL □	TL □	TL	TL □	TL	TL □	TL	TL □	TL □	TL	TL □	TL □	
Brighton (BTN)	 d					1828		1844							1858	1914			
Haywards Heath (HHE)	 d					1849		1901							1858	1919	1931		
Horsham (HRH)	 d			1824								1855						1925	
Crawley (CRW)	d			1838								1908						1938	
Three Bridges (TBD)	 d	1826		1843		1901		1910		1856		1913		1931	1940		1926	1943	
Gatwick Airport (GTW)	 d	1832		1849		1906		1916		1902		1919		1936	1946		1932	1949	
Redhill (RDH)	d	1848		1859						1918		1929					1948	1959	
Purley (PUR)	 d	1857								1927							1957		
East Grinstead (EGR)	d						1848												
East Croydon (ECR)	 d	1903		1915		1921	1923	1931		1933		1945		1951	2001		2003	2015	
Norwood Junction (NWD)	 d	1908								1938							2008		
Sevenoaks (SEV)	 d																		
Orpington (ORP)	 d																		
Bromley South (BMS)	 d																		
Denmark Hill (DMK)	 d																		
Sutton (Surrey) (SUO)	 d				1849				1916					1919			1946		
Wimbledon (WIM)	 d				1907									1937					
Tulse Hill (TUH)	 d				1923				1938					1953			2008		
Herne Hill (HNH)	 d				1927				1942					1957			2012		
Elephant & Castle (EPH)	 d				1934				1949					2004			2019		
Rainham (Kent) (RAI)	d		1800								1830							1900	
Gillingham (Kent) (GLM)	 d		1806								1836							1906	
Chatham (CTM)	 d		1810								1840							1910	
Rochester (RTR)	 d		1814								1844							1914	
Gravesend (GRV)	 d		1829								1859							1929	
Dartford (DFD)	 d		1846								1916							1946	
Woolwich Arsenal (WWA)	 d		1904								1934							2004	
London Bridge (LBG)	 d	1921	1928	1931		1936	1941	1946		1951	1958	2001		2006	2016		2021	2028	2031
London Blackfriars (BFR)	 d	1927	1934	1937	1939	1942	1947	1952	1954	1957	2004	2007	2009	2012	2022	2024	2027	2034	2037
City Thameslink (CTK)	 d	1929	1936	1939	1941	1944	1949	1954	1956	1959	2006	2009	2011	2014	2024	2026	2029	2036	2039
Farringdon (ZFD)	 d	1931	1939	1941	1944	1946	1951	1956	1959	2001	2009	2011	2014	2016	2026	2029	2031	2039	2041
St Pancras International (STP)	 d	1936	1943	1946	1948	1951	1956	2001	2003	2006	2013	2016	2018	2021	2031	2033	2036	2043	2046
Finsbury Park (FPK)	 a			1952				2007				2022			2037				2052
Potters Bar (PBR)	a																		
Hatfield (HAT)	a																		
Welwyn Garden City (WGC)	 a																		
Stevenage (SVG)	 a			2013				2028				2043			2058				2113
Hitchin (HIT)	 a			2020				2034				2050			2104				2120
Letchworth Garden City (LET)	a							2039							2109				
Royston (RYS)	a							2052							2122				
Cambridge (CBG)	a							2109							2139				
Huntingdon (HUN)	a			2050								2120							2150
Peterborough (PBO)	 a			2108								2136							2206
Kentish Town (KTN)	 a				1953					2008		2018		2023			2038		2048
West Hampstead Thameslink (WHP)	 a	1944	1951		1958	1959	2004		2013				2028	2029			2043		
St Albans City (SAC)	a	1957			2022	2011			2037	2024			2052	2041			2107	2054	
Luton Airport Parkway (LTN)	 a	2008				2023				2036				2053				2106	
Luton (LUT)	 a	2013				2027				2041				2057				2111	
Bedford (BDM)	 a					2054								2124					

NOTES (see introductory pages for explanation of train operator codes and standard symbols)

- a Arrival time
d Departure time

Brighton, Horsham, Gatwick Airport, E. Croydon, Sutton, Wimbledon, Sevenoaks, Orpington, Bromley S. and the Medway Towns to Stevenage, Cambridge, Peterborough, Luton and Bedford via Central London

Mondays to Fridays















































1st Class/Reservations/Bus/Ferry	Operator	TL	TL □	TL	TL □	TL	TL □	TL	TL □	TL	TL □	TL	TL □	TL	TL □	TL	TL □	TL	TL □
Brighton (BTN)	 d	1928						1958	2014							2028			
Haywards Heath (HHE)	 d	1949						2019	2031							2049			
Horsham (HRH)	 d						1955								2025				
Crawley (CRW)	d						2008								2038				
Three Bridges (TBD)	 d	2001		1956		2013		2031	2040		2026		2044		2101		2056		
Gatwick Airport (GTW)	  d	2006		2002		2019		2036	2046		2032		2049		2106		2102		
Redhill (RDH)	d			2018		2029					2048		2100				2118		
Purley (PUR)	 d			2027							2057						2127		
East Grinstead (EGR)	d																		
East Croydon (ECR)	 d	2021		2033		2045		2051	2101		2103		2115		2121		2133		
Norwood Junction (NWD)	 d			2038							2108						2138		
Sevenoaks (SEV)	 d																		
Orpington (ORP)	 d																		
Bromley South (BMS)	 d																		
Denmark Hill (DMK)	 d																		
Sutton (Surrey) (SUO)	 d	1949		2016				2019			2046				2049		2116		
Wimbledon (WIM)	  d	2007						2037							2107				
Tulse Hill (TUH)	 d	2023		2038				2053			2108				2123		2138		
Herne Hill (HNH)	 d	2027		2042				2057			2112				2127		2142		
Elephant & Castle (EPH)	 d	2034		2049				2104			2119				2134		2149		
Rainham (Kent) (RAI)	d					1930							2000						2030
Gillingham (Kent) (GLM)	 d					1936							2006						2036
Chatham (CTM)	 d					1940							2010						2040
Rochester (RTR)	 d					1944							2014						2044
Gravesend (GRV)	 d					1959							2029						2059
Dartford (DFD)	 d					2016							2046						2116
Woolwich Arsenal (WWA)	  d					2034							2104						2134
London Bridge (LBG)	  d	2036		2051	2058	2101		2106	2116		2121	2128	2131		2136		2151	2158	
London Blackfriars (BFR)	  d	2039	2042	2054	2057	2104	2107	2109	2112	2122	2124	2127	2134	2137	2139	2142	2154	2157	2204
City Thameslink (CTK)	 d	2041	2044	2056	2059	2106	2109	2111	2114	2124	2126	2129	2136	2139	2141	2144	2156	2159	2206
Farringdon (ZFD)	  d	2044	2046	2059	2101	2109	2111	2114	2116	2126	2129	2131	2139	2141	2144	2146	2159	2201	2209
St Pancras International (STP)	  d	2048	2051	2103	2106	2113	2116	2118	2121	2131	2133	2136	2143	2146	2148	2151	2203	2206	2213
Finsbury Park (FPK)	 a					2122				2137				2152					
Potters Bar (PBR)	a																		
Hatfield (HAT)	a																		
Welwyn Garden City (WGC)	 a																		
Stevenage (SVG)	 a					2143			2158				2213						
Hitchin (HIT)	 a					2150			2204				2220						
Letchworth Garden City (LET)	a									2209									
Royston (RYS)	a									2222									
Cambridge (CBG)	a									2239									
Huntingdon (HUN)	a					2220								2250					
Peterborough (PBO)	 a					2236								2306					
Kentish Town (KTN)	 a	2053		2108		2118		2123			2138		2148		2153		2208		2218
West Hampstead Thameslink (WHP)	 a	2058	2059	2113				2128	2129		2143				2158	2159	2213		
St Albans City (SAC)	a	2122	2111	2137	2124			2152	2141		2207	2154			2222	2211	2237	2224	
Luton Airport Parkway (LTN)	  a		2123		2136				2153			2206				2223		2236	
Luton (LUT)	 a		2127		2141				2157			2210				2227		2240	
Bedford (BDM)	 a		2154						2224			2239				2254		2308	

NOTES (see introductory pages for explanation of train operator codes and standard symbols)

- a Arrival time
d Departure time

Brighton, Horsham, Gatwick Airport, E. Croydon, Sutton, Wimbledon, Sevenoaks, Orpington, Bromley S. and the Medway Towns to Stevenage, Cambridge, Peterborough, Luton and Bedford via Central London

Mondays to Fridays

1st Class/Reservations/Bus/Ferry	Operator	TL □	TL	TL □	TL □	TL	TL	TL □	TL □	TL	TL	TL □	TL □	TL	TL □	TL	TL	TL □
Brighton (BTN)	 d			2058	2114				2128						2158		2214	
Haywards Heath (HHE)	 d			2119	2131				2149						2219		2231	
Horsham (HRH)	 d	2055						2125						2155				2225
Crawley (CRW)	d	2108						2138						2208				2238
Three Bridges (TBD)	 d	2113		2131	2140			2143	2201					2213	2231		2240	2243
Gatwick Airport (GTW)	  d	2119		2136	2146			2149	2206					2219	2236		2246	2249
Redhill (RDH)	d	2129						2204						2234				2304
Purley (PUR)	 d																	
East Grinstead (EGR)	d																	
East Croydon (ECR)	 d	2145		2151	2201			2215	2221					2245	2251		2301	2315
Norwood Junction (NWD)	 d																	
Sevenoaks (SEV)	 d																	
Orpington (ORP)	 d																	
Bromley South (BMS)	 d																	
Denmark Hill (DMK)	 d																	
Sutton (Surrey) (SUO)	 d		2119			2148				2149	2218					2219		2248
Wimbledon (WIM)	  d		2137							2207						2237		
Tulse Hill (TUH)	 d		2153			2210				2223	2240					2253		2310
Herne Hill (HNH)	 d		2157			2214				2229	2244					2259		2314
Elephant & Castle (EPH)	 d		2204			2221				2238	2251					2308		2321
Rainham (Kent) (RAI)	d						2100						2130					2200
Gillingham (Kent) (GLM)	 d						2106						2136					2206
Chatham (CTM)	 d						2110						2140					2210
Rochester (RTR)	 d						2114						2144					2214
Gravesend (GRV)	 d						2129						2159					2229
Dartford (DFD)	 d						2146						2216					2246
Woolwich Arsenal (WWA)	  d						2204						2234					
London Bridge (LBG)	  d	2201		2206	2216		2228	2231	2236				2258	2301	2306		2316	2328 2331
London Blackfriars (BFR)	  d	2207	2209	2212	2222	2226	2234	2237	2242	2244	2256		2304	2307	2312	2314	2322	2326 2334 2337
City Thameslink (CTK)	 d	2209	2211	2214	2224	2228	2236	2239	2244	2246	2258							
Farringdon (ZFD)	  d	2211	2214	2216	2226	2231	2239	2241	2246	2249	2301	2309	2311	2316	2319	2326	2331	2339 2341
St Pancras International (STP)	  d	2216	2218	2221	2231	2238	2243	2246	2251	2253	2308	2313	2316	2321	2323	2331	2338	2343 2346
Finsbury Park (FPK)	 a	2222			2237			2252					2322			2337		2352
Potters Bar (PBR)	a																	
Hatfield (HAT)	a																	
Welwyn Garden City (WGC)	 a																	
Stevenage (SVG)	 a	2243			2258			2313					2343			2357		0013
Hitchin (HIT)	 a	2250			2304			2320					2350			0004		0020
Letchworth Garden City (LET)	a				2309											0009		
Royston (RYS)	a				2322											0022		
Cambridge (CBG)	a				2339											0039		
Huntingdon (HUN)	a	2319						2349					0019					0049
Peterborough (PBO)	 a	2337						0008					0037					0108
Kentish Town (KTN)	 a		2223			2243	2248			2258	2313	2318			2328		2343	2348
West Hampstead Thameslink (WHP)	 a		2228	2229		2247			2259	2302	2317	2322			2329	2332	2347	2353
St Albans City (SAC)	a		2253	2241		2313			2317	2327	2343				2347	2357		0013
Luton Airport Parkway (LTN)	  a		2305	2253		2325			2330	2339	2355				2359	0009		0025
Luton (LUT)	 a		2309	2257		2329			2333	2343	2359				0003	0013		0029
Bedford (BDM)	 a		2336	2324		2356			0001	0010	0026				0030	0041		0050

NOTES (see introductory pages for explanation of train operator codes and standard symbols)

a Arrival time
d Departure time

Brighton, Horsham, Gatwick Airport, E. Croydon, Sutton, Wimbledon, Sevenoaks, Orpington, Bromley S. and the Medway Towns to Stevenage, Cambridge, Peterborough, Luton and Bedford via Central London

Mondays to Fridays

Operator Days of operation/Notes 1st Class/Reservations/Bus/Ferry	TL 1	TL	TL	TL	TL 1	TL 1	TL 1	TL TSM 1	TL TSM 1	TL TSM 1
Brighton (BTN)	10 d	2228			2256		2323	0002		
Haywards Heath (HHE)	3 d	2249			2317		2344	0023		
Horsham (HRH)	4 d					2311				
Crawley (CRW)	d					2324				
Three Bridges (TBD)	4 d	2301			2329	2329	2356	0037	0140	0240
Gatwick Airport (GTW)	10 d	2306			2334	2335	0001	0042	0145	0245
Redhill (RDH)	d					2349	0011	0053		
Purley (PUR)	4 d					0003		0103	0203	0303
East Grinstead (EGR)	d									
East Croydon (ECR)	d	2321			2355	0009	0025	0110	0210	0310
Norwood Junction (NWD)	2 d									
Sevenoaks (SEV)	4 d									
Orpington (ORP)	4 d									
Bromley South (BMS)	4 d									
Denmark Hill (DMK)	4 d									
Sutton (Surrey) (SUO)	4 d		2249	2318	2319					
Wimbledon (WIM)	6 d		2311		2337					
Tulse Hill (TUH)	4 d		2327	2340	2352					
Herne Hill (HNH)	4 d		2333	2344	2356					
Elephant & Castle (EPH)	d		2340	2351	0004					
Rainham (Kent) (RAI)	d									
Gillingham (Kent) (GLM)	4 d									
Chatham (CTM)	4 d									
Rochester (RTR)	4 d									
Gravesend (GRV)	4 d									
Dartford (DFD)	4 d									
Woolwich Arsenal (WWA)	DLR 4 d									
London Bridge (LBG)	4 d	2336								
London Blackfriars (BFR)	3 d	2342	2349	0002	0009	0022	0037	0051	0136	0236
City Thameslink (CTK)	3 d									
Farringdon (ZFD)	3 d	2346	2354	0006	0013	0026	0041			
St Pancras International (STP)	15 d	2351	2358	0011	0018	0031	0046	0058	0144	0244
Finsbury Park (FPK)	a						0052			
Potters Bar (PBR)	a									
Hatfield (HAT)	a									
Welwyn Garden City (WGC)	4 a									
Stevenage (SVG)	4 a					0125				
Hitchin (HIT)	4 a					0134				
Letchworth Garden City (LET)	a									
Royston (RYS)	a									
Cambridge (CBG)	a									
Huntingdon (HUN)	a					0204				
Peterborough (PBO)	8 a					0223				
Kentish Town (KTN)	a		0003		0022		0103	0148	0248	0348
West Hampstead Thameslink (WHP)	a	2359	0007	0019	0027	0039	0107	0152	0252	0352
St Albans City (SAC)	a	0017	0033	0037	0053	0057	0133	0217	0317	0417
Luton Airport Parkway (LTN)	7 a	0030	0045	0050	0105	0110	0145	0229	0329	0429
Luton (LUT)	10 a	0033	0049	0053	0109	0113	0149	0233	0333	0433
Bedford (BDM)	7 a	0100	0110	0122	0136	0140	0216	0301	0401	0501

NOTES (see introductory pages for explanation of train operator codes and standard symbols)

a Arrival time
d Departure time

TSM Tuesday to Saturday mornings

Brighton, Horsham, Gatwick Airport, E. Croydon, Sutton, Wimbledon, Sevenoaks, Orpington, Bromley S. and the Medway Towns to Stevenage, Cambridge, Peterborough, Luton and Bedford via Central London

Saturdays

1st Class/Reservations/Bus/Ferry	Operator	TL	TL	TL 1	TL 1	TL 1	TL 1	TL 1	TL 1	TL 1	TL 1	TL 1	TL 1	TL 1	TL 1	TL 1	TL 1	TL 1
Brighton (BTN)	10 d						0002								0412			0508
Haywards Heath (HHE)	3 d						0023								0426			0529
Horsham (HRH)	4 d																	
Crawley (CRW)	d																	
Three Bridges (TBD)	4 d						0037	0140	0240	0340	0414				0436	0514		0541
Gatwick Airport (GTW)	10 d					0001	0042	0145	0245	0345	0420				0441	0519		0546
Redhill (RDH)	d					0011	0053								0452	0529		0548
Purley (PUR)	4 d					0003	0103	0203	0303	0403					0502			0557
East Grinstead (EGR)	d																	
East Croydon (ECR)	d					0009	0025	0110	0210	0310	0410	0440			0510	0540		0601
Norwood Junction (NWD)	2 d														0514			0603
Sevenoaks (SEV)	4 d																	0608
Orpington (ORP)	4 d																	
Bromley South (BMS)	4 d																	
Denmark Hill (DMK)	4 d																	
Sutton (Surrey) (SUO)	4 d																	0546
Wimbledon (WIM)	6 d																	
Tulse Hill (TUH)	4 d																	0608
Herne Hill (HNH)	4 d																	0612
Elephant & Castle (EPH)	d					0004												0619
Rainham (Kent) (RAI)	d																	
Gillingham (Kent) (GLM)	4 d															0436		0506
Chatham (CTM)	4 d															0440		0510
Rochester (RTR)	4 d															0444		0514
Gravesend (GRV)	4 d															0459		0529
Dartford (DFD)	4 d															0516		0546
Woolwich Arsenal (WWA)	4 d															0534		0604
London Bridge (LBG)	4 d														0527	0555	0558	0616
London Blackfriars (BFR)	3 d	0002	0009	0022	0037	0051	0136	0236	0336	0436	0506	0525	0534	0602	0604	0622	0624	0621
City Thameslink (CTK)	3 d																	0627
Farringdon (ZFD)	3 d	0006	0013	0026	0041							0511	0529	0538	0606	0609	0626	0629
St Pancras International (STP)	15 d	0011	0018	0031	0046	0058	0144	0244	0344	0444	0516	0534	0543	0611	0613	0631	0633	0631
Finsbury Park (FPK)	a				0052											0637		
Potters Bar (PBR)	a																	
Hatfield (HAT)	a																	
Welwyn Garden City (WGC)	4 a																	
Stevenage (SVG)	4 a				0125											0658		
Hitchin (HIT)	4 a				0134											0704		
Letchworth Garden City (LET)	a															0709		
Royston (RYS)	a															0722		
Cambridge (CBG)	a															0739		
Huntingdon (HUN)	a				0204													
Peterborough (PBO)	8 a				0223													
Kentish Town (KTN)	a		0022			0103	0148	0248	0348	0448		0538			0618		0638	
West Hampstead Thameslink (WHP)	a	0019	0027	0039		0107	0152	0252	0352	0452	0524	0543	0551	0619	0622		0643	0651
St Albans City (SAC)	a	0037	0053	0057		0133	0217	0317	0417	0517	0541	0607	0602	0631	0647		0707	0654
Luton Airport Parkway (LTN)	7 a	0050	0105	0110		0145	0229	0329	0429	0529	0553		0614	0643			0706	0728
Luton (LUT)	10 a	0053	0109	0113		0149	0233	0333	0433	0533	0557		0618	0647			0710	0732
Bedford (BDM)	7 a	0122	0136	0140		0216	0301	0401	0501	0601	0624		0647	0714			0739	

NOTES (see introductory pages for explanation of train operator codes and standard symbols)

- a Arrival time
d Departure time

Brighton, Horsham, Gatwick Airport, E. Croydon, Sutton, Wimbledon, Sevenoaks, Orpington, Bromley S. and the Medway Towns to Stevenage, Cambridge, Peterborough, Luton and Bedford via Central London

Saturdays







































	Operator	TL □	TL	TL □	TL □	TL	TL □	TL	TL □	TL	TL □	TL □	TL	TL □	TL	TL □	TL	TL □	TL □
Brighton (BTN)	10 d			0528							0558	0614					0628	0644	
Haywards Heath (HHE)	3 d			0549							0619	0631					0649	0701	
Horsham (HRH)	4 d	0525							0555							0625			
Crawley (CRW)	d	0538							0608							0638			
Three Bridges (TBD)	4 d	0543		0601	0610		0556		0613		0631	0640		0626		0643		0701	
Gatwick Airport (GTW)	← 10 d	0549		0606	0616		0602		0619		0636	0646		0632		0649	0706	0716	
Redhill (RDH)	d	0559					0618		0629					0648		0659			
Purley (PUR)	4 d						0627							0657					
East Grinstead (EGR)	d																		
East Croydon (ECR)	🚆 d	0615		0621	0631		0633		0645		0651	0701		0703		0715		0721	
Norwood Junction (NWD)	2 d						0638							0708				0731	
Sevenoaks (SEV)	4 d																		
Orpington (ORP)	4 d																		
Bromley South (BMS)	4 d																		
Denmark Hill (DMK)	4 d																		
Sutton (Surrey) (SUO)	4 d		0549			0616				0619			0646				0649		
Wimbledon (WIM)	🚆 6 d		0607							0637							0707		
Tulse Hill (TUH)	4 d		0623			0638				0653			0708				0723		
Herne Hill (HNH)	4 d		0627			0642				0657			0712				0727		
Elephant & Castle (EPH)	🚆 d		0634			0649				0704			0719				0734		
Rainham (Kent) (RAI)	d							0530							0600				
Gillingham (Kent) (GLM)	4 d							0536							0606				
Chatham (CTM)	4 d							0540							0610				
Rochester (RTR)	4 d							0544							0614				
Gravesend (GRV)	4 d							0559							0629				
Dartford (DFD)	4 d							0616							0646				
Woolwich Arsenal (WWA)	🚆 4 d							0634							0704				
London Bridge (LBG)	🚆 4 d	0631		0636	0646		0651	0658	0701		0706	0716		0721	0728	0731	0736	0746	
London Blackfriars (BFR)	🚆 3 d	0637	0639	0642	0652	0654	0657	0704	0707	0709	0712	0722	0724	0727	0734	0737	0739	0742	
City Thameslink (CTK)	3 d																		
Farringdon (ZFD)	🚆 3 d	0641	0644	0646	0656	0659	0701	0709	0711	0714	0716	0726	0729	0731	0739	0741	0744	0746	
St Pancras International (STP)	🚆 15 d	0646	0648	0651	0701	0703	0706	0713	0716	0718	0721	0731	0733	0736	0743	0746	0748	0751	
Finsbury Park (FPK)	🚆 a	0652			0707				0722			0737				0752		0807	
Potters Bar (PBR)	a																		
Hatfield (HAT)	a																		
Welwyn Garden City (WGC)	4 a																		
Stevenage (SVG)	4 a	0713			0728				0743			0758				0813		0828	
Hitchin (HIT)	4 a	0720			0734				0750			0804				0820		0834	
Letchworth Garden City (LET)	a				0739							0809						0839	
Royston (RYS)	a				0752							0822						0852	
Cambridge (CBG)	a				0809							0839						0909	
Huntingdon (HUN)	a	0750							0819							0850			
Peterborough (PBO)	8 a	0808							0836							0907			
Kentish Town (KTN)	🚆 a		0653			0708			0723			0738				0753			
West Hampstead Thameslink (WHP)	🚆 a		0658	0659		0713		0721		0728	0729		0738	0743		0751		0758	
St Albans City (SAC)	a		0722	0711		0737	0724	0744		0752	0741		0807	0754	0814		0822	0811	
Luton Airport Parkway (LTN)	← 7 a			0723			0736	0758			0753			0806	0828			0823	
Luton (LUT)	10 a			0727			0740	0802			0757			0810	0832			0827	
Bedford (BDM)	7 a			0754			0809				0824			0839				0854	

NOTES (see introductory pages for explanation of train operator codes and standard symbols)

- a Arrival time
d Departure time

Brighton, Horsham, Gatwick Airport, E. Croydon, Sutton, Wimbledon, Sevenoaks, Orpington, Bromley S. and the Medway Towns to Stevenage, Cambridge, Peterborough, Luton and Bedford via Central London

Saturdays

1st Class/Reservations/Bus/Ferry	Operator	TL	TL □	TL	TL □	TL	TL □	TL □	TL	TL □	TL □	TL	TL □	TL □	TL	TL □	TL □	TL □
Brighton (BTN)	 d						0658	0714								0728	0744	
Haywards Heath (HHE)	 d						0719	0731								0749	0801	
Horsham (HRH)	 d				0655								0725					0755
Crawley (CRW)	d				0708								0738					0808
Three Bridges (TBD)	 d		0656		0713		0731	0740		0726			0743			0801	0810	0756
Gatwick Airport (GTW)	 d		0702		0719		0736	0746		0732			0749			0806	0816	0802
Redhill (RDH)	d		0718		0729					0748			0759					0818
Purley (PUR)	 d		0727							0757								0827
East Grinstead (EGR)	d																	
East Croydon (ECR)	 d		0733		0745		0751	0801		0803			0815			0821	0831	0833
Norwood Junction (NWD)	 d		0738							0808								0838
Sevenoaks (SEV)	 d																	
Orpington (ORP)	 d																	
Bromley South (BMS)	 d																	
Denmark Hill (DMK)	 d																	
Sutton (Surrey) (SUO)	 d	0716				0719			0746				0749				0816	
Wimbledon (WIM)	 d					0737							0807					
Tulse Hill (TUH)	 d		0738			0753			0808				0823				0838	
Herne Hill (HNH)	 d		0742			0757			0812				0827				0842	
Elephant & Castle (EPH)	 d		0749			0804			0819				0834				0849	
Rainham (Kent) (RAI)	d			0630								0700						0730
Gillingham (Kent) (GLM)	 d			0636								0706						0736
Chatham (CTM)	 d			0640								0710						0740
Rochester (RTR)	 d			0644								0714						0744
Gravesend (GRV)	 d			0659								0729						0759
Dartford (DFD)	 d			0716								0746						0816
Woolwich Arsenal (WWA)	 d			0734								0804						0834
London Bridge (LBG)	 d		0751	0758	0801		0806	0816		0821	0828	0831		0836	0846		0851	0858
London Blackfriars (BFR)	 d	0754	0757	0804	0807	0809	0812	0822	0824	0827	0834	0837	0839	0842	0852	0854	0857	0904
City Thameslink (CTK)	 d																	0906
Farringdon (ZFD)	 d	0759	0801	0809	0811	0814	0816	0826	0829	0831	0839	0841	0844	0846	0856	0859	0901	0909
St Pancras International (STP)	 d	0803	0806	0813	0816	0818	0821	0831	0833	0836	0843	0846	0848	0851	0901	0903	0906	0913
Finsbury Park (FPK)	 a				0822			0837				0852			0907			0922
Potters Bar (PBR)	a																	
Hatfield (HAT)	a																	
Welwyn Garden City (WGC)	 a																	
Stevenage (SVG)	 a				0843			0858				0913			0928			0943
Hitchin (HIT)	 a				0850			0904				0920			0934			0950
Letchworth Garden City (LET)	a							0909							0939			
Royston (RYS)	a							0922							0952			
Cambridge (CBG)	a							0939							1009			
Huntingdon (HUN)	a				0919							0950						1019
Peterborough (PBO)	 a				0936							1008						1036
Kentish Town (KTN)	 a	0808				0823			0838			0853				0908		
West Hampstead Thameslink (WHP)	 a	0813		0821		0828	0829		0843		0851		0858	0859		0913		0921
St Albans City (SAC)	a	0837	0824	0844		0852	0841		0907	0854	0914		0922	0911		0937	0924	0944
Luton Airport Parkway (LTN)	 a		0836	0858			0853			0906	0928			0923			0936	0958
Luton (LUT)	 a		0840	0902			0857			0910	0932			0927			0940	1002
Bedford (BDM)	 a		0909				0924			0939				0954			1009	

NOTES (see introductory pages for explanation of train operator codes and standard symbols)

- a Arrival time
d Departure time

Brighton, Horsham, Gatwick Airport, E. Croydon, Sutton, Wimbledon, Sevenoaks, Orpington, Bromley S. and the Medway Towns to Stevenage, Cambridge, Peterborough, Luton and Bedford via Central London

Saturdays















































1st Class/Reservations/Bus/Ferry	Operator	TL	TL □	TL □	TL	TL □	TL	TL □	TL	TL □	TL □	TL	TL □	TL □	TL	TL □	TL □	TL
Brighton (BTN)	10 d	0758	0814							0828	0844					0858	0914	
Haywards Heath (HHE)	3 d	0819	0831							0849	0901					0858	0919	0931
Horsham (HRH)	4 d							0825							0855			
Crawley (CRW)	d							0838							0908			
Three Bridges (TBD)	4 d	0831	0840		0826		0843		0901	0910		0856		0913		0931	0940	
Gatwick Airport (GTW)	← 10 d	0836	0846		0832		0849		0906	0916		0902		0919		0936	0946	
Redhill (RDH)	d				0848		0859					0918		0929				
Purley (PUR)	4 d				0857							0927						
East Grinstead (EGR)	d																	
East Croydon (ECR)	🚆 d	0851	0901		0903		0915		0921	0931		0933		0945		0951	1001	
Norwood Junction (NWD)	2 d				0908							0938						
Sevenoaks (SEV)	4 d																	
Orpington (ORP)	4 d																	
Bromley South (BMS)	4 d																	
Denmark Hill (DMK)	4 d																	
Sutton (Surrey) (SUO)	4 d	0819			0846				0849			0916				0919		0946
Wimbledon (WIM)	🚆 6 d	0837							0907							0937		
Tulse Hill (TUH)	4 d	0853			0908				0923			0938				0953		1008
Herne Hill (HNH)	4 d	0857			0912				0927			0942				0957		1012
Elephant & Castle (EPH)	🚆 d	0904			0919				0934			0949				1004		1019
Rainham (Kent) (RAI)	d					0800								0830				
Gillingham (Kent) (GLM)	4 d					0806								0836				
Chatham (CTM)	4 d					0810								0840				
Rochester (RTR)	4 d					0814								0844				
Gravesend (GRV)	4 d					0829								0859				
Dartford (DFD)	4 d					0846								0916				
Woolwich Arsenal (WWA)	🚆 4 d					0904								0934				
London Bridge (LBG)	🚆 4 d		0906	0916		0921	0928	0931		0936	0946		0951	0958	1001		1006	1016
London Blackfriars (BFR)	🚆 3 d	0909	0912	0922	0924	0927	0934	0937	0939	0942	0952	0954	0957	1004	1007	1009	1012	1022
City Thameslink (CTK)	3 d	0911	0914	0924	0926	0929	0936	0939	0941	0944	0954	0956	0959	1006	1009	1011	1014	1024
Farringdon (ZFD)	🚆 3 d	0914	0916	0926	0929	0931	0939	0941	0944	0946	0956	0959	1001	1009	1011	1014	1016	1026
St Pancras International (STP)	🚆 15 d	0918	0921	0931	0933	0936	0943	0946	0948	0951	1001	1003	1006	1013	1016	1018	1021	1031
Finsbury Park (FPK)	🚆 a			0937				0952			1007				1022			1037
Potters Bar (PBR)	a																	
Hatfield (HAT)	a																	
Welwyn Garden City (WGC)	4 a																	
Stevenage (SVG)	4 a			0958			1013			1028				1043			1058	
Hitchin (HIT)	4 a			1004			1020			1034				1050			1104	
Letchworth Garden City (LET)	a			1009						1039								1109
Royston (RYS)	a			1022						1052								1122
Cambridge (CBG)	a			1039						1109								1139
Huntingdon (HUN)	a						1050							1120				
Peterborough (PBO)	8 a						1108							1141				
Kentish Town (KTN)	🚆 a	0923			0938			0953			1008				1023			1038
West Hampstead Thameslink (WHP)	🚆 a	0928	0929		0943		0951		0958	0959		1013		1021		1028	1029	1043
St Albans City (SAC)	a	0952	0941		1007	0954	1014		1022	1011		1037	1024	1044		1052	1041	1107
Luton Airport Parkway (LTN)	← 7 a		0953			1006	1028			1023			1036	1058			1053	
Luton (LUT)	10 a		0957			1010	1032			1027			1040	1102			1057	
Bedford (BDM)	7 a		1024			1039				1054			1109				1124	

NOTES (see introductory pages for explanation of train operator codes and standard symbols)

- a Arrival time
d Departure time

Brighton, Horsham, Gatwick Airport, E. Croydon, Sutton, Wimbledon, Sevenoaks, Orpington, Bromley S. and the Medway Towns to Stevenage, Cambridge, Peterborough, Luton and Bedford via Central London

Saturdays












1st Class/Reservations/Bus/Ferry	Operator	TL □	TL	TL □	TL	TL □	TL □	TL	TL □	TL	TL □	TL	TL □	TL	TL □	TL	TL □	TL
Brighton (BTN)	 d					0928	0944							0958	1014			
Haywards Heath (HHE)	 d					0949	1001							1019	1031			
Horsham (HRH)	 d			0925							0955						1025	
Crawley (CRW)	d			0938							1008						1038	
Three Bridges (TBD)	 d	0926		0943		1001	1010		0956		1013		1031	1040		1026	1043	
Gatwick Airport (GTW)	  d	0932		0949		1006	1016		1002		1019		1036	1046		1032	1049	
Redhill (RDH)	d	0948		0959					1018		1029					1048	1059	
Purley (PUR)	 d	0957							1027							1057		
East Grinstead (EGR)	d																	
East Croydon (ECR)	 d	1003		1015		1021	1031		1033		1045		1051	1101		1103	1115	
Norwood Junction (NWD)	 d	1008							1038							1108		
Sevenoaks (SEV)	 d																	
Orpington (ORP)	 d																	
Bromley South (BMS)	 d																	
Denmark Hill (DMK)	 d																	
Sutton (Surrey) (SUO)	 d				0949			1016				1019			1046			1049
Wimbledon (WIM)	  d				1007							1037						1107
Tulse Hill (TUH)	 d				1023			1038				1053			1108			1123
Herne Hill (HNH)	 d				1027			1042				1057			1112			1127
Elephant & Castle (EPH)	 d				1034			1049				1104			1119			1134
Rainham (Kent) (RAI)	d		0900							0930							1000	
Gillingham (Kent) (GLM)	 d		0906							0936							1006	
Chatham (CTM)	 d		0910							0940							1010	
Rochester (RTR)	 d		0914							0944							1014	
Gravesend (GRV)	 d		0929							0959							1029	
Dartford (DFD)	 d		0946							1016							1046	
Woolwich Arsenal (WWA)	  d		1004							1034							1104	
London Bridge (LBG)	  d	1021	1028	1031		1036	1046		1051	1058	1101		1106	1116		1121	1128	1131
London Blackfriars (BFR)	  d	1027	1034	1037	1039	1042	1052	1054	1057	1104	1107	1109	1112	1122	1124	1127	1134	1137
City Thameslink (CTK)	 d	1029	1036	1039	1041	1044	1054	1056	1059	1106	1109	1111	1114	1124	1126	1129	1136	1139
Farringdon (ZFD)	  d	1031	1039	1041	1044	1046	1056	1059	1101	1109	1111	1114	1116	1126	1129	1131	1139	1141
St Pancras International (STP)	  d	1036	1043	1046	1048	1051	1101	1103	1106	1113	1116	1118	1121	1131	1133	1136	1143	1148
Finsbury Park (FPK)	 a			1052			1107				1122			1137				1152
Potters Bar (PBR)	a																	
Hatfield (HAT)	a																	
Welwyn Garden City (WGC)	 a																	
Stevenage (SVG)	 a			1113			1128			1143			1158				1213	
Hitchin (HIT)	 a			1120			1134			1150			1204				1220	
Letchworth Garden City (LET)	a						1139						1209					
Royston (RYS)	a						1152						1222					
Cambridge (CBG)	a						1209						1239					
Huntingdon (HUN)	a			1150						1219							1250	
Peterborough (PBO)	 a			1208						1236							1308	
Kentish Town (KTN)	 a				1053			1108			1123			1138				1153
West Hampstead Thameslink (WHP)	 a		1051		1058	1059		1113		1121		1128	1129		1143		1151	1158
St Albans City (SAC)	a	1054	1114		1122	1111		1137	1124	1144		1152	1141		1207	1154	1214	1222
Luton Airport Parkway (LTN)	  a	1106	1128			1123			1136	1158			1153			1206	1228	
Luton (LUT)	 a	1110	1132			1127			1140	1202			1157			1210	1232	
Bedford (BDM)	 a	1139				1154			1209				1224			1239		

NOTES (see introductory pages for explanation of train operator codes and standard symbols)

a Arrival time
d Departure time

Brighton, Horsham, Gatwick Airport, E. Croydon, Sutton, Wimbledon, Sevenoaks, Orpington, Bromley S. and the Medway Towns to Stevenage, Cambridge, Peterborough, Luton and Bedford via Central London

Saturdays

1st Class/Reservations/Bus/Ferry	Operator	TL □	TL □	TL □	TL □	TL □	TL □	TL □	TL □	TL □	TL □	TL □	TL □	TL □	TL □	TL □	TL □	TL □
Brighton (BTN)	10 d	1028	1044						1058	1114						1128	1144	
Haywards Heath (HHE)	8 d	1049	1101						1119	1131						1149	1201	
Horsham (HRH)	4 d						1055							1125				
Crawley (CRW)	d						1108							1138				
Three Bridges (TBD)	4 d	1101	1110		1056		1113		1131	1140		1126		1143		1201	1210	1156
Gatwick Airport (GTW)	← 10 d	1106	1116		1102		1119		1136	1146		1132		1149		1206	1216	1202
Redhill (RDH)	d				1118		1129					1148		1159				1218
Purley (PUR)	4 d				1127							1157						1227
East Grinstead (EGR)	d																	
East Croydon (ECR)	 d	1121	1131		1133		1145		1151	1201		1204		1215		1221	1231	1233
Norwood Junction (NWD)	2 d				1138							1208						1238
Sevenoaks (SEV)	4 d																	
Orpington (ORP)	4 d																	
Bromley South (BMS)	4 d																	
Denmark Hill (DMK)	4 d																	
Sutton (Surrey) (SUO)	4 d			1116				1119			1146				1149		1216	
Wimbledon (WIM)	 6 d							1137							1207			
Tulse Hill (TUH)	4 d			1138				1153			1208				1223		1238	
Herne Hill (HNH)	4 d			1142				1157			1212				1227		1242	
Elephant & Castle (EPH)	 d			1149				1204			1219				1234		1249	
Rainham (Kent) (RAI)	d					1030							1100					
Gillingham (Kent) (GLM)	4 d					1036							1106					
Chatham (CTM)	4 d					1040							1110					
Rochester (RTR)	4 d					1044							1114					
Gravesend (GRV)	4 d					1059							1129					
Dartford (DFD)	4 d					1116							1146					
Woolwich Arsenal (WWA)	 4 d					1134							1204					
London Bridge (LBG)	 4 d	1136	1146		1151	1158	1201		1206	1216		1221	1228	1231		1236	1246	1251
London Blackfriars (BFR)	 8 d	1142	1152	1154	1157	1204	1207	1209	1212	1222	1224	1227	1234	1237	1239	1242	1252	1257
City Thameslink (CTK)	8 d	1144	1154	1156	1159	1206	1209	1211	1214	1224	1226	1229	1236	1239	1241	1244	1254	1259
Farringdon (ZFD)	 8 d	1146	1156	1159	1201	1209	1211	1214	1216	1226	1229	1232	1239	1241	1244	1246	1256	1301
St Pancras International (STP)	 15 d	1151	1201	1203	1206	1213	1216	1218	1221	1231	1233	1236	1243	1246	1248	1251	1301	1306
Finsbury Park (FPK)	 a		1207				1222			1237				1252			1307	
Potters Bar (PBR)	a																	
Hatfield (HAT)	a																	
Welwyn Garden City (WGC)	4 a																	
Stevenage (SVG)	4 a		1228				1243			1258				1313			1328	
Hitchin (HIT)	4 a		1234				1250			1304				1320			1334	
Letchworth Garden City (LET)	a		1239							1309							1339	
Royston (RYS)	a		1252							1322							1352	
Cambridge (CBG)	a		1309							1339							1409	
Huntingdon (HUN)	a						1320							1350				
Peterborough (PBO)	8 a						1341							1408				
Kentish Town (KTN)	 a			1208				1223			1238				1253		1308	
West Hampstead Thameslink (WHP)	 a	1159		1213		1221		1228	1229		1243		1251		1258	1259	1313	
St Albans City (SAC)	a	1211		1237	1224	1244		1252	1241		1307	1254	1314		1322	1311	1337	1324
Luton Airport Parkway (LTN)	← 7 a	1223			1236	1258			1253			1306	1328			1323		1336
Luton (LUT)	10 a	1227			1240	1302			1257			1310	1332			1327		1340
Bedford (BDM)	7 a	1254			1309				1324			1339				1354		1409

NOTES (see introductory pages for explanation of train operator codes and standard symbols)

- a Arrival time
d Departure time

Brighton, Horsham, Gatwick Airport, E. Croydon, Sutton, Wimbledon, Sevenoaks, Orpington, Bromley S. and the Medway Towns to Stevenage, Cambridge, Peterborough, Luton and Bedford via Central London

Saturdays


















































1st Class/Reservations/Bus/Ferry	Operator	TL	TL □	TL	TL □	TL □	TL	TL □	TL □	TL □	TL □	TL □	TL □	TL □	TL □	TL □	TL □	TL □
Brighton (BTN)	10 d				1158	1214							1228	1244				1258
Haywards Heath (HHE)	8 d				1219	1231							1249	1301				1319
Horsham (HRH)	4 d		1155							1225							1255	
Crawley (CRW)	d		1208							1238							1308	
Three Bridges (TBD)	4 d		1213		1231	1240		1226		1243			1301	1310		1256	1313	1331
Gatwick Airport (GTW)	← 10 d		1219		1236	1246		1232		1249			1306	1316		1302	1319	1336
Redhill (RDH)	d		1229					1248		1259						1318	1329	
Purley (PUR)	4 d							1257								1327		
East Grinstead (EGR)	d																	
East Croydon (ECR)	11 d		1245		1251	1301		1303		1315			1321	1331		1333	1345	1351
Norwood Junction (NWD)	2 d							1308								1338		
Sevenoaks (SEV)	4 d																	
Orpington (ORP)	4 d																	
Bromley South (BMS)	4 d																	
Denmark Hill (DMK)	4 d																	
Sutton (Surrey) (SUO)	4 d			1219			1246				1249			1316				1319
Wimbledon (WIM)	6 d			1237							1307							1337
Tulse Hill (TUH)	4 d			1253			1308				1323			1338				1353
Herne Hill (HNH)	4 d			1257			1312				1327			1342				1357
Elephant & Castle (EPH)	⊖ d			1304			1319				1334			1349				1404
Rainham (Kent) (RAI)	d 1130								1200							1230		
Gillingham (Kent) (GLM)	4 d 1136								1206							1236		
Chatham (CTM)	4 d 1140								1210							1240		
Rochester (RTR)	4 d 1144								1214							1244		
Gravesend (GRV)	4 d 1159								1229							1259		
Dartford (DFD)	4 d 1216								1246							1316		
Woolwich Arsenal (WWA)	DLR 4 d 1234								1304							1334		
London Bridge (LBG)	⊖ 4 d 1258	1301			1306	1316		1321	1328	1331			1336	1346		1351	1358	1401
London Blackfriars (BFR)	⊖ 8 d 1304	1307	1309	1312	1322	1324	1327	1334	1337	1339	1342	1352	1354	1357	1404	1407	1409	1412
City Thameslink (CTK)	8 d 1306	1309	1311	1314	1324	1326	1329	1336	1339	1341	1344	1354	1356	1359	1406	1409	1411	1414
Farringdon (ZFD)	⊖ 8 d 1309	1311	1314	1316	1326	1329	1331	1339	1341	1344	1346	1356	1359	1401	1409	1411	1414	1416
St Pancras International (STP)	⊖ 15 d 1313	1316	1318	1321	1331	1333	1336	1343	1346	1348	1351	1401	1403	1406	1413	1416	1418	1421
Finsbury Park (FPK)	⊖ a		1322			1337				1352			1407				1422	
Potters Bar (PBR)	a																	
Hatfield (HAT)	a																	
Welwyn Garden City (WGC)	4 a																	
Stevenage (SVG)	4 a		1343			1358			1413			1428				1443		
Hitchin (HIT)	4 a		1350			1404			1420			1434				1450		
Letchworth Garden City (LET)	a					1409						1439						
Royston (RYS)	a					1422						1452						
Cambridge (CBG)	a					1439						1509						
Huntingdon (HUN)	a		1419						1450							1520		
Peterborough (PBO)	8 a		1436						1508							1541		
Kentish Town (KTN)	⊖ a			1323			1338			1353			1408				1423	
West Hampstead Thameslink (WHP)	⊖ a	1321		1328	1329		1343		1351	1358	1359		1413		1421		1428	1429
St Albans City (SAC)	a	1344		1352	1341		1407	1354	1414		1422	1411		1437	1424	1444	1452	1441
Luton Airport Parkway (LTN)	← 7 a	1358			1353			1406	1428			1423			1436	1458		1453
Luton (LUT)	10 a	1402			1357			1410	1432			1427			1440	1502		1457
Bedford (BDM)	7 a				1424			1439				1454			1509			1524

NOTES (see introductory pages for explanation of train operator codes and standard symbols)

- a Arrival time
d Departure time

Brighton, Horsham, Gatwick Airport, E. Croydon, Sutton, Wimbledon, Sevenoaks, Orpington, Bromley S. and the Medway Towns to Stevenage, Cambridge, Peterborough, Luton and Bedford via Central London

Saturdays


























































1st Class/Reservations/Bus/Ferry	Operator	TL □	TL	TL □	TL	TL □	TL	TL □	TL □	TL	TL □	TL	TL □	TL	TL □	TL □	TL	TL □
Brighton (BTN)	 d	1314						1328	1344							1358	1414	
Haywards Heath (HHE)	 d	1331						1349	1401							1419	1431	
Horsham (HRH)	 d					1325								1355				
Crawley (CRW)	 d					1338								1408				
Three Bridges (TBD)	 d	1340		1326		1343		1401	1410		1356		1413		1431	1440		1426
Gatwick Airport (GTW)	 d	1346		1332		1349		1406	1416		1402		1419		1436	1446		1432
Redhill (RDH)	 d			1348		1359					1418		1429					1448
Purley (PUR)	 d			1357							1427							1457
East Grinstead (EGR)	 d																	
East Croydon (ECR)	 d	1401		1403		1415		1421	1431		1433		1445		1451	1501		1503
Norwood Junction (NWD)	 d			1408							1438							1508
Sevenoaks (SEV)	 d																	
Orpington (ORP)	 d																	
Bromley South (BMS)	 d																	
Denmark Hill (DMK)	 d																	
Sutton (Surrey) (SUO)	 d		1346				1349			1416				1419			1446	
Wimbledon (WIM)	 d						1407							1437				
Tulse Hill (TUH)	 d		1408				1423			1438				1453			1508	
Herne Hill (HNH)	 d		1412				1427			1442				1457			1512	
Elephant & Castle (EPH)	 d		1419				1434			1449				1504			1519	
Rainham (Kent) (RAI)	 d				1300								1330					1400
Gillingham (Kent) (GLM)	 d				1306								1336					1406
Chatham (CTM)	 d				1310								1340					1410
Rochester (RTR)	 d				1314								1344					1414
Gravesend (GRV)	 d				1329								1359					1429
Dartford (DFD)	 d				1346								1416					1446
Woolwich Arsenal (WWA)	 d				1404								1434					1504
London Bridge (LBG)	 d	1416		1421	1428	1431		1436	1446		1451	1458	1501		1506	1516		1521
London Blackfriars (BFR)	 d	1422	1424	1427	1434	1437	1439	1442	1452	1454	1457	1504	1507	1509	1511	1512	1522	1524
City Thameslink (CTK)	 d	1424	1426	1429	1436	1439	1441	1444	1454	1456	1459	1506	1509	1511	1514	1524	1526	1529
Farringdon (ZFD)	 d	1426	1429	1431	1439	1441	1444	1446	1456	1459	1501	1509	1511	1514	1516	1526	1529	1531
St Pancras International (STP)	 d	1431	1433	1436	1443	1446	1448	1451	1501	1503	1506	1513	1516	1518	1521	1531	1533	1536
Finsbury Park (FPK)	 a	1437				1452			1507				1522			1537		
Potters Bar (PBR)	 a																	
Hatfield (HAT)	 a																	
Welwyn Garden City (WGC)	 a																	
Stevenage (SVG)	 a	1458				1513			1528				1543			1558		
Hitchin (HIT)	 a	1504				1520			1534				1550			1604		
Letchworth Garden City (LET)	 a	1509							1539							1609		
Royston (RYS)	 a	1522							1552							1622		
Cambridge (CBG)	 a	1539							1609							1639		
Huntingdon (HUN)	 a					1550							1619					
Peterborough (PBO)	 a					1608							1637					
Kentish Town (KTN)	 a		1438				1453			1508				1523			1538	
West Hampstead Thameslink (WHP)	 a		1443		1451		1458	1459		1513		1521		1528	1529		1543	
St Albans City (SAC)	 a		1507	1454	1514		1522	1511		1537	1524	1544		1552	1541		1607	1554
Luton Airport Parkway (LTN)	 a			1506	1528			1523			1536	1558			1553			1606
Luton (LUT)	 a			1510	1532			1527			1540	1602			1557			1610
Bedford (BDM)	 a			1539				1554			1609				1624			1639

NOTES (see introductory pages for explanation of train operator codes and standard symbols)

- a Arrival time
d Departure time

Brighton, Horsham, Gatwick Airport, E. Croydon, Sutton, Wimbledon, Sevenoaks, Orpington, Bromley S. and the Medway Towns to Stevenage, Cambridge, Peterborough, Luton and Bedford via Central London

Saturdays















































1st Class/Reservations/Bus/Ferry	Operator	TL □	TL □	TL □	TL □	TL □	TL □	TL □	TL □	TL □	TL □	TL □	TL □	TL □	TL □	TL □	TL □	TL □
Brighton (BTN)	 d			1428	1444						1458	1514					1528	1544
Haywards Heath (HHE)	 d			1449	1501						1519	1531					1549	1601
Horsham (HRH)	 d	1425								1455						1525		
Crawley (CRW)	 d	1438								1508						1538		
Three Bridges (TBD)	 d	1443		1501	1510		1456		1513		1531	1540		1526		1543	1601	1610
Gatwick Airport (GTW)	  d	1449		1506	1516		1502		1519		1536	1546		1532		1549	1606	1616
Redhill (RDH)	 d	1459					1518		1529					1548		1559		
Purley (PUR)	 d						1527							1557				
East Grinstead (EGR)	 d																	
East Croydon (ECR)	 d	1515		1521	1531		1533		1545		1551	1601		1603		1615	1621	1631
Norwood Junction (NWD)	 d						1538							1608				
Sevenoaks (SEV)	 d																	
Orpington (ORP)	 d																	
Bromley South (BMS)	 d																	
Denmark Hill (DMK)	 d																	
Sutton (Surrey) (SUO)	 d		1449			1516				1519			1546				1549	
Wimbledon (WIM)	  d		1507							1537							1607	
Tulse Hill (TUH)	 d		1523			1538				1553			1608				1623	
Herne Hill (HNH)	 d		1527			1542				1557			1612				1627	
Elephant & Castle (EPH)	 d		1534			1549				1604			1619				1634	
Rainham (Kent) (RAI)	 d							1430							1500			
Gillingham (Kent) (GLM)	 d							1436							1506			
Chatham (CTM)	 d							1440							1510			
Rochester (RTR)	 d							1444							1514			
Gravesend (GRV)	 d							1459							1529			
Dartford (DFD)	 d							1516							1546			
Woolwich Arsenal (WWA)	  d							1534							1604			
London Bridge (LBG)	  d	1531		1536	1546		1551	1558	1601		1606	1616		1621	1628	1631	1636	1646
London Blackfriars (BFR)	  d	1537	1539	1542	1552	1554	1557	1604	1607	1609	1612	1622	1624	1627	1634	1637	1639	1642
City Thameslink (CTK)	 d	1539	1541	1544	1554	1556	1559	1606	1609	1611	1614	1624	1626	1629	1636	1639	1641	1644
Farringdon (ZFD)	  d	1541	1544	1546	1556	1559	1601	1609	1611	1614	1616	1626	1629	1631	1639	1641	1644	1646
St Pancras International (STP)	  d	1546	1548	1551	1601	1603	1606	1613	1616	1618	1621	1631	1633	1636	1643	1646	1648	1651
Finsbury Park (FPK)	 a	1552			1607				1622			1637				1652		1707
Potters Bar (PBR)	 a																	
Hatfield (HAT)	 a																	
Welwyn Garden City (WGC)	 a																	
Stevenage (SVG)	 a	1613			1628				1643			1658				1713		1728
Hitchin (HIT)	 a	1620			1634				1649			1704				1720		1734
Letchworth Garden City (LET)	 a				1639							1709						1739
Royston (RYS)	 a				1652							1722						1752
Cambridge (CBG)	 a				1709							1739						1809
Huntingdon (HUN)	 a	1650							1719							1750		
Peterborough (PBO)	 a	1708							1736							1808		
Kentish Town (KTN)	 a		1553			1608				1623			1638				1653	
West Hampstead Thameslink (WHP)	 a		1558	1559		1613		1621		1628	1629		1643		1651		1658	1659
St Albans City (SAC)	 a		1622	1611		1637	1624	1644		1652	1641		1707	1654	1714		1722	1711
Luton Airport Parkway (LTN)	  a			1623			1636	1658			1653			1706	1728			1723
Luton (LUT)	 a			1627			1640	1702			1657			1710	1732			1727
Bedford (BDM)	 a			1654			1709				1724			1739				1754

NOTES (see introductory pages for explanation of train operator codes and standard symbols)

- a Arrival time
d Departure time

Brighton, Horsham, Gatwick Airport, E. Croydon, Sutton, Wimbledon, Sevenoaks, Orpington, Bromley S. and the Medway Towns to Stevenage, Cambridge, Peterborough, Luton and Bedford via Central London

Saturdays














1st Class/Reservations/Bus/Ferry	Operator	TL	TL □	TL	TL □	TL	TL □	TL □	TL	TL □	TL □	TL	TL □	TL □	TL	TL □	TL □	TL □
Brighton (BTN)	 d						1558	1614								1628	1644	
Haywards Heath (HHE)	 d						1619	1631								1649	1701	
Horsham (HRH)	 d				1555								1625					1655
Crawley (CRW)	d				1608								1638					1708
Three Bridges (TBD)	 d		1556		1613		1631	1640		1626		1643			1701	1710		1656
Gatwick Airport (GTW)	  d		1602		1619		1636	1646		1632		1649			1706	1716		1702
Redhill (RDH)	d		1618		1629					1648		1659						1718
Purley (PUR)	 d		1627							1657								1727
East Grinstead (EGR)	d																	
East Croydon (ECR)	 d		1633		1645		1651	1701		1703		1715			1721	1731		1733
Norwood Junction (NWD)	 d		1638							1708								1738
Sevenoaks (SEV)	 d																	
Orpington (ORP)	 d																	
Bromley South (BMS)	 d																	
Denmark Hill (DMK)	 d																	
Sutton (Surrey) (SUO)	 d	1616				1619			1646					1649			1716	
Wimbledon (WIM)	  d					1637								1707				
Tulse Hill (TUH)	 d		1638			1653			1708					1723			1738	
Herne Hill (HNH)	 d		1642			1657			1712					1727			1742	
Elephant & Castle (EPH)	 d		1649			1704			1719					1734			1749	
Rainham (Kent) (RAI)	d				1530							1600						1630
Gillingham (Kent) (GLM)	 d				1536							1606						1636
Chatham (CTM)	 d				1540							1610						1640
Rochester (RTR)	 d				1544							1614						1644
Gravesend (GRV)	 d				1559							1629						1659
Dartford (DFD)	 d				1616							1646						1716
Woolwich Arsenal (WWA)	  d				1634							1704						1734
London Bridge (LBG)	  d		1651	1658	1701		1706	1716		1721	1728	1731		1736	1746		1751	1758
London Blackfriars (BFR)	  d	1654	1657	1704	1707	1709	1712	1722	1724	1727	1734	1737	1739	1742	1752	1754	1757	1804
City Thameslink (CTK)	 d	1656	1659	1706	1709	1711	1714	1724	1726	1729	1736	1739	1741	1744	1754	1756	1759	1806
Farringdon (ZFD)	  d	1659	1701	1709	1711	1714	1716	1726	1729	1731	1739	1741	1744	1746	1756	1759	1801	1809
St Pancras International (STP)	  d	1703	1706	1713	1716	1718	1721	1731	1733	1736	1743	1746	1748	1751	1801	1803	1806	1813
Finsbury Park (FPK)	 a				1722			1737				1752			1807			1822
Potters Bar (PBR)	a																	
Hatfield (HAT)	a																	
Welwyn Garden City (WGC)	 a																	
Stevenage (SVG)	 a				1743			1758				1813			1828			1843
Hitchin (HIT)	 a				1750			1804				1820			1834			1850
Letchworth Garden City (LET)	a							1809							1839			
Royston (RYS)	a							1822							1852			
Cambridge (CBG)	a							1839							1909			
Huntingdon (HUN)	a				1819							1850						1919
Peterborough (PBO)	 a				1836							1908						1936
Kentish Town (KTN)	 a	1708				1723			1738			1753			1808			
West Hampstead Thameslink (WHP)	 a	1713		1721		1728	1729		1743		1751		1758	1759		1813		1821
St Albans City (SAC)	a	1737	1724	1744		1752	1741		1807	1754	1814		1822	1811		1837	1824	1844
Luton Airport Parkway (LTN)	  a		1736	1758			1753			1806	1828			1823			1836	1858
Luton (LUT)	 a		1740	1802			1757			1810	1832			1827			1840	1902
Bedford (BDM)	 a		1808				1824			1839				1854			1909	

NOTES (see introductory pages for explanation of train operator codes and standard symbols)

- a Arrival time
d Departure time

Brighton, Horsham, Gatwick Airport, E. Croydon, Sutton, Wimbledon, Sevenoaks, Orpington, Bromley S. and the Medway Towns to Stevenage, Cambridge, Peterborough, Luton and Bedford via Central London

Saturdays

1st Class/Reservations/Bus/Ferry	Operator	TL	TL □	TL □	TL	TL □	TL	TL □	TL	TL □	TL □	TL	TL □	TL □	TL	TL □	TL □	TL
Brighton (BTN)	10 d		1658	1714						1728	1744					1758	1814	
Haywards Heath (HHE)	3 d		1719	1731						1749	1800					1819	1831	
Horsham (HRH)	4 d							1725							1755			
Crawley (CRW)	d							1738							1808			
Three Bridges (TBD)	4 d		1731	1740		1726		1743		1801	1810		1756		1813		1831	1840
Gatwick Airport (GTW)	← 10 d		1736	1746		1732		1749		1806	1816		1802		1819		1836	1846
Redhill (RDH)	d					1748		1759					1818		1829			
Purley (PUR)	4 d					1757							1827					
East Grinstead (EGR)	d																	
East Croydon (ECR)	 d		1751	1801		1803		1815		1821	1831		1833		1845		1851	1901
Norwood Junction (NWD)	2 d					1808							1838					
Sevenoaks (SEV)	4 d																	
Orpington (ORP)	4 d																	
Bromley South (BMS)	4 d																	
Denmark Hill (DMK)	4 d																	
Sutton (Surrey) (SUO)	4 d	1719			1746			1749				1816				1819		1846
Wimbledon (WIM)	  6 d	1737						1807								1837		
Tulse Hill (TUH)	4 d				1808			1823				1838				1853		1908
Herne Hill (HNH)	4 d				1812			1827				1842				1857		1912
Elephant & Castle (EPH)	 d	1804			1819			1834				1849				1904		1919
Rainham (Kent) (RAI)	d					1700								1730				
Gillingham (Kent) (GLM)	4 d					1706								1736				
Chatham (CTM)	4 d					1710								1740				
Rochester (RTR)	4 d					1714								1744				
Gravesend (GRV)	4 d					1729								1759				
Dartford (DFD)	4 d					1746								1816				
Woolwich Arsenal (WWA)	 4 d					1804								1834				
London Bridge (LBG)	 4 d		1806	1816		1821	1828	1831		1836	1846		1851	1858	1901		1906	1916
London Blackfriars (BFR)	 3 d	1809	1812	1822	1824	1827	1834	1837	1839	1842	1852	1854	1857	1904	1907	1909	1912	1922
City Thameslink (CTK)	3 d	1811	1814	1824	1826	1829	1836	1839	1841	1844	1854	1856	1859	1906	1909	1911	1914	1924
Farringdon (ZFD)	 3 d	1814	1816	1826	1829	1831	1839	1841	1844	1846	1856	1859	1901	1909	1911	1914	1916	1926
St Pancras International (STP)	  15 d	1818	1821	1831	1833	1836	1843	1846	1848	1851	1901	1903	1906	1913	1916	1918	1921	1933
Finsbury Park (FPK)	 a			1837				1852			1907				1922			1937
Potters Bar (PBR)	a																	
Hatfield (HAT)	a																	
Welwyn Garden City (WGC)	4 a																	
Stevenage (SVG)	4 a			1858			1913			1928				1943			1958	
Hitchin (HIT)	4 a			1904			1920			1934				1950			2004	
Letchworth Garden City (LET)	a			1909						1939								2009
Royston (RYS)	a			1922						1952								2022
Cambridge (CBG)	a			1939						2009								2039
Huntingdon (HUN)	a						1950								2019			
Peterborough (PBO)	8 a						2006								2036			
Kentish Town (KTN)	 a	1823			1838			1853			1908				1923			1938
West Hampstead Thameslink (WHP)	 a	1828	1829		1843		1851		1858	1859		1913		1921		1928	1929	1943
St Albans City (SAC)	a	1852	1841		1907	1854		1922	1911		1937	1924			1952	1941		2007
Luton Airport Parkway (LTN)	← 7 a		1853			1906				1923				1936			1953	
Luton (LUT)	10 a		1857			1910				1927				1940			1957	
Bedford (BDM)	7 a		1924			1939				1954				2009			2024	

NOTES (see introductory pages for explanation of train operator codes and standard symbols)

- a Arrival time
d Departure time

Brighton, Horsham, Gatwick Airport, E. Croydon, Sutton, Wimbledon, Sevenoaks, Orpington, Bromley S. and the Medway Towns to Stevenage, Cambridge, Peterborough, Luton and Bedford via Central London

Saturdays

1st Class/Reservations/Bus/Ferry	Operator	TL 1	TL	TL 1	TL	TL 1	TL 1	TL	TL 1	TL 1	TL	TL 1	TL 1	TL	TL 1	TL 1	TL	TL 1	TL 1
Brighton (BTN)	10 d					1828	1844							1858	1914				
Haywards Heath (HHE)	8 d					1849	1901							1919	1931				
Horsham (HRH)	4 d			1825								1855						1925	
Crawley (CRW)	d			1838								1908						1938	
Three Bridges (TBD)	4 d	1826		1843		1901	1910		1856		1913		1931	1940		1926		1943	
Gatwick Airport (GTW)	10 d	1832		1849		1906	1916		1902		1919		1936	1946		1932		1949	
Redhill (RDH)	d	1848		1859					1918		1929					1948		1959	
Purley (PUR)	4 d	1857							1927							1957			
East Grinstead (EGR)	d																		
East Croydon (ECR)	d	1903		1915		1921	1931		1933		1945		1951	2001		2003		2015	
Norwood Junction (NWD)	2 d	1908							1938							2008			
Sevenoaks (SEV)	4 d																		
Orpington (ORP)	4 d																		
Bromley South (BMS)	4 d																		
Denmark Hill (DMK)	4 d																		
Sutton (Surrey) (SUO)	4 d				1849			1916					1919			1946			1949
Wimbledon (WIM)	6 d				1907								1937						2007
Tulse Hill (TUH)	4 d				1923			1938					1953			2008			2023
Herne Hill (HNH)	4 d				1927			1942					1957			2012			2027
Elephant & Castle (EPH)	d				1934			1949					2004			2019			2034
Rainham (Kent) (RAI)	d		1800								1830							1900	
Gillingham (Kent) (GLM)	4 d		1806								1836							1906	
Chatham (CTM)	4 d		1810								1840							1910	
Rochester (RTR)	4 d		1814								1844							1914	
Gravesend (GRV)	4 d		1829								1859							1929	
Dartford (DFD)	4 d		1846								1916							1946	
Woolwich Arsenal (WWA)	4 d		1904								1934							2004	
London Bridge (LBG)	4 d	1921	1928	1931		1936	1946		1951	1958	2001		2006	2016		2021	2028	2031	
London Blackfriars (BFR)	8 d	1927	1934	1937	1939	1942	1952	1954	1957	2004	2007	2009	2012	2022	2024	2027	2034	2037	2039
City Thameslink (CTK)	8 d	1929	1936	1939	1941	1944	1954	1956	1959	2006	2009	2011	2014	2024	2026	2029	2036	2039	2041
Farringdon (ZFD)	8 d	1931	1939	1941	1944	1946	1956	1959	2001	2009	2011	2014	2016	2026	2029	2031	2039	2041	2044
St Pancras International (STP)	15 d	1936	1943	1946	1948	1951	2001	2003	2006	2013	2016	2018	2021	2031	2033	2036	2043	2046	2048
Finsbury Park (FPK)	a			1952			2007				2022			2037				2052	
Potters Bar (PBR)	a																		
Hatfield (HAT)	a																		
Welwyn Garden City (WGC)	4 a																		
Stevenage (SVG)	4 a			2013			2028				2043			2058				2113	
Hitchin (HIT)	4 a			2020			2034				2050			2104				2120	
Letchworth Garden City (LET)	a						2039							2109					
Royston (RYS)	a						2052							2122					
Cambridge (CBG)	a						2109							2139					
Huntingdon (HUN)	a			2050							2120							2150	
Peterborough (PBO)	8 a			2108							2136							2206	
Kentish Town (KTN)	a				1953			2008		2018		2023				2038		2048	2053
West Hampstead Thameslink (WHP)	a		1951		1958	1959		2013				2028	2029			2043			2058
St Albans City (SAC)	a	1954			2022	2011		2037	2024			2052	2041		2107	2054			2122
Luton Airport Parkway (LTN)	7 a	2006				2023			2036				2053			2106			
Luton (LUT)	10 a	2011				2027			2041				2057			2111			
Bedford (BDM)	7 a					2054							2124						

NOTES (see introductory pages for explanation of train operator codes and standard symbols)

- a Arrival time
d Departure time

Brighton, Horsham, Gatwick Airport, E. Croydon, Sutton, Wimbledon, Sevenoaks, Orpington, Bromley S. and the Medway Towns to Stevenage, Cambridge, Peterborough, Luton and Bedford via Central London

Saturdays

1st Class/Reservations/Bus/Ferry	Operator	TL 1	TL	TL 1	TL	TL 1	TL	TL 1	TL 1	TL	TL 1	TL	TL 1	TL	TL 1	TL	TL 1	TL	TL 1
Brighton (BTN)	10 d	1928						1958	2014							2028			
Haywards Heath (HHE)	8 d	1949						2019	2031							2049			
Horsham (HRH)	4 d					1955								2025					2055
Crawley (CRW)	d					2008								2038					2108
Three Bridges (TBD)	4 d	2001		1956		2013		2031	2041		2026		2043		2101		2056		2113
Gatwick Airport (GTW)	10 d	2006		2002		2019		2036	2046		2032		2049		2106		2102		2119
Redhill (RDH)	d			2018		2029					2048		2059				2118		2129
Purley (PUR)	4 d			2027							2057						2127		
East Grinstead (EGR)	d																		
East Croydon (ECR)	d	2021		2033		2045		2051	2101		2103		2115		2121		2133		2145
Norwood Junction (NWD)	2 d			2038							2108						2138		
Sevenoaks (SEV)	4 d																		
Orpington (ORP)	4 d																		
Bromley South (BMS)	4 d																		
Denmark Hill (DMK)	4 d																		
Sutton (Surrey) (SUO)	4 d		2016				2019			2046				2049		2116			
Wimbledon (WIM)	6 d						2037							2107					
Tulse Hill (TUH)	4 d		2038				2053			2108				2123		2138			
Herne Hill (HNH)	4 d		2042				2057			2112				2127		2142			
Elephant & Castle (EPH)	d		2049				2104			2119				2134		2149			
Rainham (Kent) (RAI)	d				1930								2000					2030	
Gillingham (Kent) (GLM)	4 d				1936								2006					2036	
Chatham (CTM)	4 d				1940								2010					2040	
Rochester (RTR)	4 d				1944								2014					2044	
Gravesend (GRV)	4 d				1959								2029					2059	
Dartford (DFD)	4 d				2016								2046					2116	
Woolwich Arsenal (WWA)	4 d				2034								2104					2134	
London Bridge (LBG)	4 d	2036		2051	2058	2101		2106	2116		2121	2128	2131		2136		2151	2158	2201
London Blackfriars (BFR)	8 d	2042	2054	2057	2104	2107	2109	2112	2122	2124	2127	2134	2137	2139	2142	2154	2157	2204	2207
City Thameslink (CTK)	8 d	2044	2056	2059															
Farringdon (ZFD)	8 d	2046	2059	2101	2109	2111	2114	2116	2126	2129	2131	2139	2141	2144	2146	2159	2201	2209	2211
St Pancras International (STP)	15 d	2051	2103	2106	2113	2116	2118	2121	2131	2133	2136	2143	2146	2148	2151	2203	2206	2213	2216
Finsbury Park (FPK)	a					2122			2137				2152						2222
Potters Bar (PBR)	a																		
Hatfield (HAT)	a																		
Welwyn Garden City (WGC)	4 a																		
Stevenage (SVG)	4 a					2143			2158				2213						2243
Hitchin (HIT)	4 a					2150			2204				2220						2250
Letchworth Garden City (LET)	a																		
Royston (RYS)	a																		
Cambridge (CBG)	a																		
Huntingdon (HUN)	a					2220							2250						2319
Peterborough (PBO)	8 a					2236							2306						2338
Kentish Town (KTN)	a		2108		2118		2123		2138		2148			2153		2208		2218	
West Hampstead Thameslink (WHP)	a	2059	2113				2128	2129	2143					2158	2159	2213			
St Albans City (SAC)	a	2111	2137	2124			2152	2141	2207	2154				2222	2211	2237	2224		
Luton Airport Parkway (LTN)	7 a	2123		2136				2153			2206				2223		2236		
Luton (LUT)	10 a	2127		2141				2157			2210				2227		2240		
Bedford (BDM)	7 a	2154						2224			2239				2254		2309		

NOTES (see introductory pages for explanation of train operator codes and standard symbols)

- a Arrival time
d Departure time

Brighton, Horsham, Gatwick Airport, E. Croydon, Sutton, Wimbledon, Sevenoaks, Orpington, Bromley S. and the Medway Towns to Stevenage, Cambridge, Peterborough, Luton and Bedford via Central London

Saturdays

1st Class/Reservations/Bus/Ferry	Operator	TL	TL □	TL □	TL	TL	TL □	TL □	TL	TL	TL □	TL □	TL	TL □	TL	TL	TL □	TL □
Brighton (BTN)	10 d	2058	2114				2128					2158		2214				2228
Haywards Heath (HHE)	8 d	2119	2131				2149					2219		2231				2249
Horsham (HRH)	4 d						2125					2155						2225
Crawley (CRW)	d						2138					2208						2238
Three Bridges (TBD)	4 d	2131	2140				2143	2201				2213	2231		2240			2243
Gatwick Airport (GTW)	← 10 d	2136	2146				2149	2206				2219	2236		2246			2249
Redhill (RDH)	d						2204					2234						2304
Purley (PUR)	4 d																	
East Grinstead (EGR)	d																	
East Croydon (ECR)	2 d	2151	2201				2215	2221				2245	2251		2301			2315
Norwood Junction (NWD)	2 d																	2321
Sevenoaks (SEV)	4 d																	
Orpington (ORP)	4 d																	
Bromley South (BMS)	4 d																	
Denmark Hill (DMK)	4 d																	
Sutton (Surrey) (SUO)	4 d	2119			2148				2149	2218				2219		2248		
Wimbledon (WIM)	6 d	2137							2207					2237				
Tulse Hill (TUH)	4 d	2153			2210				2223	2240				2253		2310		
Herne Hill (HNH)	4 d	2157			2214				2229	2244				2259		2314		
Elephant & Castle (EPH)	⊖ d	2204			2221				2238	2251				2308		2321		
Rainham (Kent) (RAI)	d					2100						2130						2200
Gillingham (Kent) (GLM)	4 d					2106						2136						2206
Chatham (CTM)	4 d					2110						2140						2210
Rochester (RTR)	4 d					2114						2144						2214
Gravesend (GRV)	4 d					2129						2159						2229
Dartford (DFD)	4 d					2146						2216						2246
Woolwich Arsenal (WWA)	DLR 4 d					2204						2234						2304
London Bridge (LBG)	⊖ 4 d	2206	2216		2228	2231	2236					2258	2301	2306		2316		2328
London Blackfriars (BFR)	⊖ 8 d	2209	2212	2222	2226	2234	2237	2242	2244	2256		2304	2307	2312	2314	2322	2326	2334
City Thameslink (CTK)	8 d																	2337
Farringdon (ZFD)	⊖ 8 d	2214	2216	2226	2231	2239	2241	2246	2249	2301	2309	2311	2316	2319	2326	2331	2339	2341
St Pancras International (STP)	⊖ 15 d	2218	2221	2231	2238	2243	2246	2251	2253	2308	2313	2316	2321	2323	2331	2338	2343	2346
Finsbury Park (FPK)	⊖ a			2237			2252					2322			2337			2352
Potters Bar (PBR)	a																	
Hatfield (HAT)	a																	
Welwyn Garden City (WGC)	4 a																	
Stevenage (SVG)	4 a			2258		2313						2343			2358			0013
Hitchin (HIT)	4 a			2304		2320						2350			0004			0020
Letchworth Garden City (LET)	a			2309											0009			
Royston (RYS)	a			2322											0022			
Cambridge (CBG)	a			2339											0039			
Huntingdon (HUN)	a					2349						0019						0049
Peterborough (PBO)	8 a					0008						0038						0108
Kentish Town (KTN)	⊖ a	2223			2243	2248			2258	2313	2318			2328		2343	2348	
West Hampstead Thameslink (WHP)	⊖ a	2228	2229		2247			2259	2302	2317	2322		2329	2332		2347	2352	2359
St Albans City (SAC)	a	2253	2241		2313			2317	2327	2343			2347	2357		0013		0017
Luton Airport Parkway (LTN)	← 7 a	2305	2253		2325			2330	2339	2355			2359	0009		0025		0030
Luton (LUT)	10 a	2309	2257		2329			2333	2343	2359			0003	0013		0029		0033
Bedford (BDM)	7 a	2336	2325		2356			0001	0010	0026			0030	0040		0050		0100

NOTES (see introductory pages for explanation of train operator codes and standard symbols)

- a Arrival time
d Departure time

Brighton, Horsham, Gatwick Airport, E. Croydon, Sutton, Wimbledon, Sevenoaks, Orpington, Bromley S. and the Medway Towns to Stevenage, Cambridge, Peterborough, Luton and Bedford via Central London

Saturdays

Operator Days of operation/Notes	TL	TL	TL	TL	TL A	TL B	TL SUM C	TL	TL SUM
1st Class/Reservations/Bus/Ferry	1	1	1	1	1	1	1	1	1
Brighton (BTN)	10 d			2256				2323	0002
Haywards Heath (HHE)	3 d			2317				2344	0023
Horsham (HRH)	4 d				2311	2311			
Crawley (CRW)	d				2324	2324			
Three Bridges (TBD)	4 d			2329	2329	2329		2356	0037
Gatwick Airport (GTW)	10 d			2334	2335	2335		0001	0042
Redhill (RDH)	d				2349	2349		0011	0053
Purley (PUR)	4 d				0003	0003			0103
East Grinstead (EGR)	d								
East Croydon (ECR)	d			2355	0010	0010		0025	0110
Norwood Junction (NWD)	2 d								
Sevenoaks (SEV)	4 d								
Orpington (ORP)	4 d								
Bromley South (BMS)	4 d								
Denmark Hill (DMK)	4 d								
Sutton (Surrey) (SUO)	4 d	2249	2318	2319					
Wimbledon (WIM)	6 d	2311		2337					
Tulse Hill (TUH)	4 d	2327	2340	2352					
Herne Hill (HNH)	4 d	2333	2344	2356					
Elephant & Castle (EPH)	d	2340	2351	0004					
Rainham (Kent) (RAI)	d								
Gillingham (Kent) (GLM)	4 d								
Chatham (CTM)	4 d								
Rochester (RTR)	4 d								
Gravesend (GRV)	4 d								
Dartford (DFD)	4 d								
Woolwich Arsenal (WWA)	DLR 4 d								
London Bridge (LBG)	4 d								
London Blackfriars (BFR)	3 d	2349	0002	0009	0022	0037	0037	0051	0136
City Thameslink (CTK)	3 d								
Farringdon (ZFD)	3 d	2354	0006	0014	0026	0041	0041		
St Pancras International (STP)	15 d	2358	0011	0018	0031	0046	0046	0058	0144
Finsbury Park (FPK)	a				0052	0052			
Potters Bar (PBR)	a								
Hatfield (HAT)	a								
Welwyn Garden City (WGC)	4 a								
Stevenage (SVG)	4 a				0125	0125			
Hitchin (HIT)	4 a				0134	0134	0144d		
Letchworth Garden City (LET)	a								
Royston (RYS)	a								
Cambridge (CBG)	a								
Huntingdon (HUN)	a				0204		0327c		
Peterborough (PBO)	8 a				0223		0412e		
Kentish Town (KTN)	a	0003		0023				0103	0148
West Hampstead Thameslink (WHP)	a	0007	0019	0027	0039			0107	0152
St Albans City (SAC)	a	0033	0037	0053	0057			0133	0217
Luton Airport Parkway (LTN)	7 a	0045	0050	0105	0110			0145	0229
Luton (LUT)	10 a	0049	0053	0109	0113			0149	0233
Bedford (BDM)	7 a	0110	0120	0136	0140			0216	0259

NOTES (see introductory pages for explanation of train operator codes and standard symbols)

- a Arrival time
d Departure time
c Change at St Neots
e Change at St Neots and Peterborough

- A Runs until 14 February and from 4 April
B Runs from 21 February to 28 March
C Runs from 22 February to 29 March

SUM Sunday mornings

Brighton, Horsham, Gatwick Airport, E. Croydon, Sutton, Wimbledon, Sevenoaks, Orpington, Bromley S. and the Medway Towns to Stevenage, Cambridge, Peterborough, Luton and Bedford via Central London

Sundays

Operator	TL	TL	TL	TL	TL	TL	TL	TL	TL	TL	TL	TL	TL	TL	TL	TL	TL	TL
Days of operation/Notes 1st Class/Reservations/Bus/Ferry				A	B	B												
Brighton (BTN)	10 d								0002				0828				0858	0922
Haywards Heath (HHE)	3 d								0023				0849				0919	0938
Horsham (HRH)	4 d												0836					
Crawley (CRW)	d												0849					
Three Bridges (TBD)	4 d								0037	0825		0901	0854				0931	0928 0948
Gatwick Airport (GTW)	10 d							0001	0042	0830	0853	0906	0900				0936	0934 0953
Redhill (RDH)	d							0011	0053	0845			0915					0945
Purley (PUR)	4 d			0003	0003				0103	0858			0928					0958
East Grinstead (EGR)	d																	
East Croydon (ECR)	d			0010	0010			0025	0110	0903	0908	0921	0933				0951	1003 1008
Norwood Junction (NWD)	2 d									0908			0938				1008	
Sevenoaks (SEV)	4 d																	
Orpington (ORP)	4 d																	
Bromley South (BMS)	4 d																	
Denmark Hill (DMK)	4 d																	
Sutton (Surrey) (SUO)	4 d															0919		
Wimbledon (WIM)	6 d															0937		
Tulse Hill (TUH)	4 d															0952		
Herne Hill (HNH)	4 d															0956		
Elephant & Castle (EPH)	d	0004														1004		
Rainham (Kent) (RAI)	d													0830				0900
Gillingham (Kent) (GLM)	4 d													0836				0906
Chatham (CTM)	4 d													0840				0910
Rochester (RTR)	4 d													0844				0914
Gravesend (GRV)	4 d													0859				0929
Dartford (DFD)	4 d													0916				0946
Woolwich Arsenal (WWA)	4 d													0934				1004
London Bridge (LBG)	4 d										0921	0924	0936	0951	0958		1006	1021 1024 1028
London Blackfriars (BFR)	3 d	0002	0009	0022	0037	0037		0051	0136	0927	0931	0942	0957	1004	1009	1012	1027	1031 1034
City Thameslink (CTK)	3 d																	
Farringdon (ZFD)	3 d	0006	0014	0026	0041	0041				0931	0935	0946	1001	1009	1013	1016	1031	1035 1039
St Pancras International (STP)	15 d	0011	0018	0031	0046	0046		0058	0144	0936	0940	0951	1006	1013	1018	1021	1036	1040 1043
Finsbury Park (FPK)	a				0052	0052					0946							1046
Potters Bar (PBR)	a																	
Hatfield (HAT)	a																	
Welwyn Garden City (WGC)	4 a																	
Stevenage (SVG)	4 a				0125	0125					1008							1108
Hitchin (HIT)	4 a				0134	0134	0144d				1015							1115
Letchworth Garden City (LET)	a										1021							1121
Royston (RYS)	a										1033							1133
Cambridge (CBG)	a										1050							1150
Huntingdon (HUN)	a				0204		0327c											
Peterborough (PBO)	8 a				0223		0412e											
Kentish Town (KTN)	a		0023					0103	0148					1018	1022			1048
West Hampstead Thameslink (WHP)	a	0019	0027	0039				0107	0152	0944		0959	1014		1026	1029	1044	
St Albans City (SAC)	a	0037	0053	0057				0133	0217	0957		1010	1027		1051	1040	1057	
Luton Airport Parkway (LTN)	7 a	0050	0105	0110				0145	0229	1009		1024	1039		1103	1053	1109	
Luton (LUT)	10 a	0053	0109	0113				0149	0233	1013		1027	1043		1107	1057	1113	
Bedford (BDM)	7 a	0120	0136	0140				0216	0259	1040		1054	1110			1124	1140	

NOTES (see introductory pages for explanation of train operator codes and standard symbols)












- a Arrival time
- d Departure time
- c Change at St Neots
- e Change at St Neots and Peterborough

A Runs until 15 February and from 5 April

B Runs from 22 February to 29 March

Brighton, Horsham, Gatwick Airport, E. Croydon, Sutton, Wimbledon, Sevenoaks, Orpington, Bromley S. and the Medway Towns to Stevenage, Cambridge, Peterborough, Luton and Bedford via Central London

Sundays















































1st Class/Reservations/Bus/Ferry	Operator	TL	TL □	TL □	TL	TL	TL □	TL	TL □	TL □	TL	TL	TL □	TL	TL □	TL	TL □	TL
Brighton (BTN)	10 d	0928				0958			1022				1028				1058	
Haywards Heath (HHE)	8 d	0949				1019			1038				1049				1119	
Horsham (HRH)	4 d			0936											1036			
Crawley (CRW)	d			0949											1049			
Three Bridges (TBD)	4 d	1001	0954			1031		1028	1048				1101		1054		1131	
Gatwick Airport (GTW)	← 10 d	1006	1000			1036		1034	1053				1106		1100		1136	
Redhill (RDH)	d		1015					1045							1115			
Purley (PUR)	4 d		1028					1058							1128			
East Grinstead (EGR)	d																	
East Croydon (ECR)	 d	1021	1033			1051		1103	1108				1121		1133		1151	
Norwood Junction (NWD)	2 d		1038					1108							1138			
Sevenoaks (SEV)	4 d																	
Orpington (ORP)	4 d																	
Bromley South (BMS)	4 d																	
Denmark Hill (DMK)	4 d																	
Sutton (Surrey) (SUO)	4 d	0949				1019		1046					1049		1116		1119	1146
Wimbledon (WIM)	 6 d	1007				1037							1107				1137	
Tulse Hill (TUH)	4 d	1022				1052		1107					1122		1137		1152	1207
Herne Hill (HNH)	4 d	1026				1056		1111					1126		1141		1156	1211
Elephant & Castle (EPH)	 d	1034				1104		1119					1134		1149		1204	1219
Rainham (Kent) (RAI)	d			0930								1000					1030	
Gillingham (Kent) (GLM)	4 d			0936								1006					1036	
Chatham (CTM)	4 d			0940								1010					1040	
Rochester (RTR)	4 d			0944								1014					1044	
Gravesend (GRV)	4 d			0959								1029					1059	
Dartford (DFD)	4 d			1016								1046					1116	
Woolwich Arsenal (WWA)	 4 d			1034								1104					1134	
London Bridge (LBG)	 4 d		1036	1051	1058		1106		1121	1124	1128		1136		1151	1158		1206
London Blackfriars (BFR)	 8 d	1039	1042	1057	1104	1109	1112	1124	1127	1131	1134	1139	1142	1154	1157	1204	1209	1212
City Thameslink (CTK)	3 d																	
Farringdon (ZFD)	 8 d	1043	1046	1101	1109	1113	1116	1128	1131	1135	1139	1143	1146	1158	1201	1209	1213	1216
St Pancras International (STP)	 15 d	1048	1051	1106	1113	1118	1121	1133	1136	1140	1143	1148	1151	1203	1206	1213	1218	1221
Finsbury Park (FPK)	 a									1146								
Potters Bar (PBR)	a																	
Hatfield (HAT)	a																	
Welwyn Garden City (WGC)	4 a																	
Stevenage (SVG)	4 a									1208								
Hitchin (HIT)	4 a									1215								
Letchworth Garden City (LET)	a									1221								
Royston (RYS)	a									1233								
Cambridge (CBG)	a									1250								
Huntingdon (HUN)	a																	
Peterborough (PBO)	8 a																	
Kentish Town (KTN)	 a	1052			1118	1122		1137				1148	1152		1207		1218	1222
West Hampstead Thameslink (WHP)	 a	1056	1059	1114		1126	1129	1143	1144				1156	1159	1213	1214	1226	1229
St Albans City (SAC)	a	1121	1110	1127		1151	1140	1207	1157				1221	1210	1237	1227	1251	1240
Luton Airport Parkway (LTN)	← 7 a	1133	1123	1139		1203	1153		1209				1233	1223		1239	1303	1253
Luton (LUT)	10 a	1137	1127	1143		1207	1157		1213				1237	1227		1243	1307	1257
Bedford (BDM)	7 a		1154	1210			1224		1240					1254		1310		1324

NOTES (see introductory pages for explanation of train operator codes and standard symbols)

- a Arrival time
d Departure time

Brighton, Horsham, Gatwick Airport, E. Croydon, Sutton, Wimbledon, Sevenoaks, Orpington, Bromley S. and the Medway Towns to Stevenage, Cambridge, Peterborough, Luton and Bedford via Central London

Sundays















































1st Class/Reservations/Bus/Ferry	Operator	TL □	TL □	TL	TL	TL □	TL	TL □	TL	TL □	TL	TL □	TL □	TL	TL □	TL □	TL □	TL □
Brighton (BTN)	 d		1122			1128						1158			1222		1228	
Haywards Heath (HHE)	 d		1138			1149						1219			1238		1249	
Horsham (HRH)	 d							1136										1236
Crawley (CRW)	d							1149										1249
Three Bridges (TBD)	 d	1128	1148			1201		1154				1231		1228	1248		1301	1254
Gatwick Airport (GTW)	  d	1134	1153			1206		1200				1236		1234	1253		1306	1300
Redhill (RDH)	d		1145					1215						1245				1315
Purley (PUR)	 d		1158					1228						1258				1328
East Grinstead (EGR)	d																	
East Croydon (ECR)	 d	1203	1208			1221		1233				1251		1303	1308		1321	1333
Norwood Junction (NWD)	 d		1208					1238						1308				1338
Sevenoaks (SEV)	 d																	
Orpington (ORP)	 d																	
Bromley South (BMS)	 d																	
Denmark Hill (DMK)	 d																	
Sutton (Surrey) (SUO)	 d					1149		1216				1219		1246			1249	1316
Wimbledon (WIM)	  d					1207						1237					1307	
Tulse Hill (TUH)	 d					1222		1237				1252		1307			1322	1337
Herne Hill (HNH)	 d					1226		1241				1256		1311			1326	1341
Elephant & Castle (EPH)	 d					1234		1249				1304		1319			1334	1349
Rainham (Kent) (RAI)	d					1100						1130					1200	
Gillingham (Kent) (GLM)	 d					1106						1136					1206	
Chatham (CTM)	 d					1110						1140					1210	
Rochester (RTR)	 d					1114						1144					1214	
Gravesend (GRV)	 d					1129						1159					1229	
Dartford (DFD)	 d					1146						1216					1246	
Woolwich Arsenal (WWA)	  d					1204						1234					1304	
London Bridge (LBG)	  d	1221	1224	1228		1236		1251	1258			1306		1321	1324	1328	1336	1351
London Blackfriars (BFR)	  d	1227	1231	1234	1239	1242	1254	1257	1304	1309	1312	1324	1327	1331	1334	1339	1342	1354
City Thameslink (CTK)	 d																	
Farringdon (ZFD)	  d	1231	1235	1239	1243	1246	1258	1301	1309	1313	1316	1328	1331	1335	1339	1343	1346	1358
St Pancras International (STP)	  d	1236	1240	1243	1248	1251	1303	1306	1313	1318	1321	1333	1336	1340	1343	1348	1351	1403
Finsbury Park (FPK)	 a		1246											1346				
Potters Bar (PBR)	a																	
Hatfield (HAT)	a																	
Welwyn Garden City (WGC)	 a																	
Stevenage (SVG)	 a														1408			
Hitchin (HIT)	 a														1415			
Letchworth Garden City (LET)	a														1421			
Royston (RYS)	a														1433			
Cambridge (CBG)	a														1450			
Huntingdon (HUN)	a																	
Peterborough (PBO)	 a																	
Kentish Town (KTN)	 a				1248	1252		1307		1318	1322		1337			1348	1352	1407
West Hampstead Thameslink (WHP)	 a	1244				1256	1259	1313	1314		1326	1329	1343	1344			1356	1359
St Albans City (SAC)	a		1257			1321	1310	1337	1327		1351	1340	1407	1357			1421	1410
Luton Airport Parkway (LTN)	  a		1309			1333	1323		1339		1403	1353		1409			1433	1423
Luton (LUT)	 a		1313			1337			1343		1407	1357		1413			1437	1427
Bedford (BDM)	 a		1340				1354		1410			1424		1440			1454	1510

NOTES (see introductory pages for explanation of train operator codes and standard symbols)

a Arrival time
d Departure time

Brighton, Horsham, Gatwick Airport, E. Croydon, Sutton, Wimbledon, Sevenoaks, Orpington, Bromley S. and the Medway Towns to Stevenage, Cambridge, Peterborough, Luton and Bedford via Central London

Sundays

1st Class/Reservations/Bus/Ferry	Operator	TL	TL	TL □	TL	TL □	TL □	TL	TL	TL □	TL	TL	TL □	TL	TL □	TL	TL □	TL
Brighton (BTN)	 d			1258		1322			1328						1358		1422	
Haywards Heath (HHE)	 d			1319		1338			1349						1419		1438	
Horsham (HRH)	 d												1336					
Crawley (CRW)	d												1349					
Three Bridges (TBD)	 d			1331		1328	1348			1401			1354		1431		1428	1448
Gatwick Airport (GTW)	  d			1336		1334	1353			1406			1400		1436		1434	1453
Redhill (RDH)	d					1345							1415				1445	
Purley (PUR)	 d					1358							1428				1458	
East Grinstead (EGR)	d																	
East Croydon (ECR)	 d			1351		1403	1408			1421			1433		1451		1503	1508
Norwood Junction (NWD)	 d					1408							1438				1508	
Sevenoaks (SEV)	 d																	
Orpington (ORP)	 d																	
Bromley South (BMS)	 d																	
Denmark Hill (DMK)	 d																	
Sutton (Surrey) (SUO)	 d			1319		1346				1349		1416			1419		1446	
Wimbledon (WIM)	  d			1337						1407					1437			
Tulse Hill (TUH)	 d			1352		1407				1422		1437			1452		1507	
Herne Hill (HNH)	 d			1356		1411				1426		1441			1456		1511	
Elephant & Castle (EPH)	 d			1404		1419				1434		1449			1504		1519	
Rainham (Kent) (RAI)	d	1230							1300					1330				1400
Gillingham (Kent) (GLM)	 d	1236							1306					1336				1406
Chatham (CTM)	 d	1240							1310					1340				1410
Rochester (RTR)	 d	1244							1314					1344				1414
Gravesend (GRV)	 d	1259							1329					1359				1429
Dartford (DFD)	 d	1316							1346					1416				1446
Woolwich Arsenal (WWA)	  d	1334							1404					1434				1504
London Bridge (LBG)	  d	1358		1406		1421	1424	1428		1436		1451	1458		1506		1521	1524 1528
London Blackfriars (BFR)	  d	1404	1409	1412	1424	1427	1431	1434	1439	1442	1454	1457	1504	1509	1512	1524	1527	1531 1534
City Thameslink (CTK)	 d																	
Farringdon (ZFD)	  d	1409	1413	1416	1428	1431	1435	1439	1443	1446	1458	1501	1509	1513	1516	1528	1531	1535 1539
St Pancras International (STP)	  d	1413	1418	1421	1433	1436	1440	1443	1448	1451	1503	1506	1513	1518	1521	1533	1536	1540 1543
Finsbury Park (FPK)	 a						1446											1546
Potters Bar (PBR)	a																	
Hatfield (HAT)	a																	
Welwyn Garden City (WGC)	 a																	
Stevenage (SVG)	 a						1508											1608
Hitchin (HIT)	 a						1515											1615
Letchworth Garden City (LET)	a						1521											1621
Royston (RYS)	a						1533											1633
Cambridge (CBG)	a						1550											1650
Huntingdon (HUN)	a																	
Peterborough (PBO)	 a																	
Kentish Town (KTN)	 a	1418	1422		1437			1448	1452		1507		1518	1522		1537		
West Hampstead Thameslink (WHP)	 a		1426	1429	1443	1444			1456	1459	1513	1514	1526	1529	1543	1544		1548
St Albans City (SAC)	a		1451	1440	1507	1457			1521	1510	1537	1527		1551	1540	1607	1557	
Luton Airport Parkway (LTN)	  a		1503	1453		1509			1533	1523		1539		1603	1553		1609	
Luton (LUT)	 a		1507	1457		1513			1537	1527		1543		1607	1557		1613	
Bedford (BDM)	 a			1524		1540			1554			1610		1624		1640		

NOTES (see introductory pages for explanation of train operator codes and standard symbols)

- a Arrival time
d Departure time

Brighton, Horsham, Gatwick Airport, E. Croydon, Sutton, Wimbledon, Sevenoaks, Orpington, Bromley S. and the Medway Towns to Stevenage, Cambridge, Peterborough, Luton and Bedford via Central London

Sundays

1st Class/Reservations/Bus/Ferry	Operator	TL	TL □	TL	TL □	TL	TL	TL □	TL	TL □	TL	TL	TL □	TL	TL	TL □	TL	TL	TL □
Brighton (BTN)	10 d	1428						1458			1522			1528					1558
Haywards Heath (HHE)	8 d	1449						1519			1538			1549					1619
Horsham (HRH)	4 d				1436												1536		
Crawley (CRW)	d				1449												1549		
Three Bridges (TBD)	4 d	1501		1454				1531		1528	1548			1601		1554			1631
Gatwick Airport (GTW)	← 10 d	1506		1500				1536		1534	1553			1606		1600			1636
Redhill (RDH)	d			1515						1545						1615			
Purley (PUR)	4 d			1528						1558						1628			
East Grinstead (EGR)	d																		
East Croydon (ECR)	15 d	1521		1533				1551		1603	1608			1621		1633			1651
Norwood Junction (NWD)	2 d			1538						1608						1638			
Sevenoaks (SEV)	4 d																		
Orpington (ORP)	4 d																		
Bromley South (BMS)	4 d																		
Denmark Hill (DMK)	4 d																		
Sutton (Surrey) (SUO)	4 d	1449		1516				1519		1546				1549		1616			1619
Wimbledon (WIM)	⊖ 6 d	1507						1537						1607					1637
Tulse Hill (TUH)	4 d	1522		1537				1552		1607				1622		1637			1652
Herne Hill (HNH)	4 d	1526		1541				1556		1611				1626		1641			1656
Elephant & Castle (EPH)	⊖ d	1534		1549				1604		1619				1634		1649			1704
Rainham (Kent) (RAI)	d					1430							1500					1530	
Gillingham (Kent) (GLM)	4 d					1436							1506					1536	
Chatham (CTM)	4 d					1440							1510					1540	
Rochester (RTR)	4 d					1444							1514					1544	
Gravesend (GRV)	4 d					1459							1529					1559	
Dartford (DFD)	4 d					1516							1546					1616	
Woolwich Arsenal (WWA)	DLR 4 d					1534							1604					1634	
London Bridge (LBG)	⊖ 4 d		1536		1551	1558		1606		1621	1624	1628		1636		1651	1658		1706
London Blackfriars (BFR)	⊖ 8 d	1539	1542	1554	1557	1604	1609	1612	1624	1627	1631	1634	1639	1642	1654	1657	1704	1709	1712
City Thameslink (CTK)	8 d																		
Farringdon (ZFD)	⊖ 8 d	1543	1546	1558	1601	1609	1613	1616	1628	1631	1635	1639	1643	1646	1658	1701	1709	1713	1716
St Pancras International (STP)	⊖ 15 d	1548	1551	1603	1606	1613	1618	1621	1633	1636	1640	1643	1648	1651	1703	1706	1713	1718	1721
Finsbury Park (FPK)	⊖ a										1646								
Potters Bar (PBR)	a																		
Hatfield (HAT)	a																		
Welwyn Garden City (WGC)	4 a																		
Stevenage (SVG)	4 a										1709								
Hitchin (HIT)	4 a										1715								
Letchworth Garden City (LET)	a										1721								
Royston (RYS)	a										1733								
Cambridge (CBG)	a										1750								
Huntingdon (HUN)	a																		
Peterborough (PBO)	8 a																		
Kentish Town (KTN)	⊖ a	1552		1607		1618	1622		1637			1648	1652		1707		1718	1722	
West Hampstead Thameslink (WHP)	⊖ a	1556	1559	1613	1614		1626	1629	1643	1644			1656	1659	1713	1714		1726	1729
St Albans City (SAC)	a	1621	1610	1637	1627		1651	1640	1707	1657			1721	1710	1737	1727		1751	1740
Luton Airport Parkway (LTN)	← 7 a	1633	1623		1639		1703	1653		1709			1733	1723		1739		1803	1753
Luton (LUT)	10 a	1637	1627		1643		1707	1657		1713			1737	1727		1743		1807	1757
Bedford (BDM)	7 a		1654		1710			1724		1740				1754		1810			1824

NOTES (see introductory pages for explanation of train operator codes and standard symbols)

- a Arrival time
d Departure time

Brighton, Horsham, Gatwick Airport, E. Croydon, Sutton, Wimbledon, Sevenoaks, Orpington, Bromley S. and the Medway Towns to Stevenage, Cambridge, Peterborough, Luton and Bedford via Central London

Sundays

1st Class/Reservations/Bus/Ferry	Operator	TL	TL □	TL □	TL	TL	TL □	TL	TL □	TL	TL	TL □	TL	TL □	TL □	TL	TL	TL □	TL
Brighton (BTN)	10 d			1622			1628					1658			1722			1728	
Haywards Heath (HHE)	3 d			1638			1649					1719			1738			1749	
Horsham (HRH)	4 d								1636										
Crawley (CRW)	d								1649										
Three Bridges (TBD)	4 d		1628	1648			1701		1654			1731		1728	1748			1801	
Gatwick Airport (GTW)	← 10 d		1634	1653			1706		1700			1736		1734	1753			1806	
Redhill (RDH)	d		1645						1715					1745					
Purley (PUR)	4 d		1658						1728					1758					
East Grinstead (EGR)	d																		
East Croydon (ECR)	🚆 d		1703	1708			1721		1733			1751		1803	1808			1821	
Norwood Junction (NWD)	2 d		1708						1738					1808					
Sevenoaks (SEV)	4 d																		
Orpington (ORP)	4 d																		
Bromley South (BMS)	4 d																		
Denmark Hill (DMK)	4 d																		
Sutton (Surrey) (SUO)	4 d	1646				1649		1716				1719		1746				1749	1816
Wimbledon (WIM)	🚆 6 d					1707						1737						1807	
Tulse Hill (TUH)	4 d	1707				1722		1737				1752		1807				1822	1837
Herne Hill (HNH)	4 d	1711				1726		1741				1756		1811				1826	1841
Elephant & Castle (EPH)	🚆 d	1719				1734		1749				1804		1819				1834	1849
Rainham (Kent) (RAI)	d				1600						1630						1700		
Gillingham (Kent) (GLM)	4 d				1606						1636						1706		
Chatham (CTM)	4 d				1610						1640						1710		
Rochester (RTR)	4 d				1614						1644						1714		
Gravesend (GRV)	4 d				1629						1659						1729		
Dartford (DFD)	4 d				1646						1716						1746		
Woolwich Arsenal (WWA)	DLR 4 d				1704						1734						1804		
London Bridge (LBG)	🚆 4 d		1721	1724	1728		1736		1751	1758		1806		1821	1824	1828		1836	
London Blackfriars (BFR)	🚆 3 d	1724	1727	1731	1734	1739	1742	1754	1757	1804	1809	1812	1824	1827	1831	1834	1839	1842	1854
City Thameslink (CTK)	3 d																		
Farringdon (ZFD)	🚆 3 d	1728	1731	1735	1739	1743	1746	1758	1801	1809	1813	1816	1828	1831	1835	1839	1843	1846	1858
St Pancras International (STP)	🚆 15 d	1733	1736	1740	1743	1748	1751	1803	1806	1813	1818	1821	1833	1836	1840	1843	1848	1851	1903
Finsbury Park (FPK)	🚆 a			1746											1846				
Potters Bar (PBR)	a																		
Hatfield (HAT)	a																		
Welwyn Garden City (WGC)	4 a																		
Stevenage (SVG)	4 a			1808											1908				
Hitchin (HIT)	4 a			1815											1915				
Letchworth Garden City (LET)	a			1821											1921				
Royston (RYS)	a			1833											1933				
Cambridge (CBG)	a			1850											1950				
Huntingdon (HUN)	a																		
Peterborough (PBO)	8 a																		
Kentish Town (KTN)	🚆 a	1737			1748	1752		1807		1818	1822		1837			1848	1852		1907
West Hampstead Thameslink (WHP)	🚆 a	1743	1744			1756	1759	1813	1814		1826	1829	1843	1844			1856	1859	1913
St Albans City (SAC)	a	1807	1757			1821	1810	1837	1827		1851	1840	1907	1857			1921	1910	1937
Luton Airport Parkway (LTN)	← 7 a		1809			1833	1823		1839		1903	1853		1909			1933	1923	
Luton (LUT)	10 a		1813			1837	1827		1843		1907	1857		1913			1937	1927	
Bedford (BDM)	7 a		1840			1854			1910			1924		1940				1954	

NOTES (see introductory pages for explanation of train operator codes and standard symbols)

- a Arrival time
d Departure time

Brighton, Horsham, Gatwick Airport, E. Croydon, Sutton, Wimbledon, Sevenoaks, Orpington, Bromley S. and the Medway Towns to Stevenage, Cambridge, Peterborough, Luton and Bedford via Central London

Sundays

1st Class/Reservations/Bus/Ferry	Operator	TL □	TL	TL	TL □	TL	TL □	TL □	TL	TL	TL □	TL	TL □	TL	TL □	TL	TL □	TL □
Brighton (BTN)	10 d				1758			1822			1828					1858		1922
Haywards Heath (HHE)	8 d				1819			1838			1849					1919		1938
Horsham (HRH)	4 d	1736											1836					
Crawley (CRW)	d	1749											1849					
Three Bridges (TBD)	4 d	1754			1831		1828	1848			1901		1854			1931		1928 1948
Gatwick Airport (GTW)	10 d	1800			1836		1834	1853			1906		1900			1936		1934 1953
Redhill (RDH)	d	1815					1845						1915					1945
Purley (PUR)	4 d	1828					1858						1928					1958
East Grinstead (EGR)	d																	
East Croydon (ECR)	d	1833			1851		1903	1908			1921		1933			1951		2003 2008
Norwood Junction (NWD)	2 d	1838					1908						1938					2008
Sevenoaks (SEV)	4 d																	
Orpington (ORP)	4 d																	
Bromley South (BMS)	4 d																	
Denmark Hill (DMK)	4 d																	
Sutton (Surrey) (SUO)	4 d			1819		1846				1849		1916				1919		1946
Wimbledon (WIM)	6 d			1837						1907						1937		
Tulse Hill (TUH)	4 d			1852		1907				1922		1937				1952		2007
Herne Hill (HNH)	4 d			1856		1911				1926		1941				1956		2011
Elephant & Castle (EPH)	d			1904		1919				1934		1949				2004		2019
Rainham (Kent) (RAI)	d	1730						1800					1830					
Gillingham (Kent) (GLM)	4 d	1736						1806					1836					
Chatham (CTM)	4 d	1740						1810					1840					
Rochester (RTR)	4 d	1744						1814					1844					
Gravesend (GRV)	4 d	1759						1829					1859					
Dartford (DFD)	4 d	1816						1846					1916					
Woolwich Arsenal (WWA)	4 d	1834						1904					1934					
London Bridge (LBG)	4 d	1851	1858		1906		1921	1924	1928		1936		1951	1958		2006		2021 2024
London Blackfriars (BFR)	8 d	1857	1904	1909	1912	1924	1927	1931	1934	1939	1942	1954	1957	2004	2009	2012	2024	2027 2031
City Thameslink (CTK)	8 d																	
Farringdon (ZFD)	8 d	1901	1909	1913	1916	1928	1931	1935	1939	1943	1946	1958	2001	2009	2013	2016	2028	2031 2035
St Pancras International (STP)	15 d	1906	1913	1918	1921	1933	1936	1940	1943	1948	1951	2003	2006	2013	2018	2021	2033	2036 2040
Finsbury Park (FPK)	a							1946										2046
Potters Bar (PBR)	a																	
Hatfield (HAT)	a																	
Welwyn Garden City (WGC)	4 a																	
Stevenage (SVG)	4 a							2008										2108
Hitchin (HIT)	4 a							2015										2115
Letchworth Garden City (LET)	a							2021										2121
Royston (RYS)	a							2033										2133
Cambridge (CBG)	a							2050										2150
Huntingdon (HUN)	a																	
Peterborough (PBO)	8 a																	
Kentish Town (KTN)	a		1918	1922		1937			1948	1952		2007		2018	2022		2037	
West Hampstead Thameslink (WHP)	a	1914		1926	1929	1943	1944			1956	1959	2013	2014		2026	2029	2043	2044
St Albans City (SAC)	a	1927		1951	1940	2007	1957			2021	2010	2037	2027		2051	2040	2107	2057
Luton Airport Parkway (LTN)	7 a	1939		2003	1953		2009			2033	2023		2039		2103	2053		2109
Luton (LUT)	10 a	1943		2007	1957		2013			2037	2027		2043		2107	2057		2113
Bedford (BDM)	7 a	2010			2024		2040			2054			2110		2124			2140

NOTES (see introductory pages for explanation of train operator codes and standard symbols)

- a Arrival time
d Departure time

Brighton, Horsham, Gatwick Airport, E. Croydon, Sutton, Wimbledon, Sevenoaks, Orpington, Bromley S. and the Medway Towns to Stevenage, Cambridge, Peterborough, Luton and Bedford via Central London

Sundays

1st Class/Reservations/Bus/Ferry	Operator	TL	TL	TL 1	TL 1	TL 1	TL 1	TL 1	TL 1	TL 1	TL 1	TL 1	TL 1	TL 1	TL 1	TL 1	TL 1	TL 1
Brighton (BTN)	10 d			1928					1958			2022			2028			
Haywards Heath (HHE)	3 d			1949					2019			2038			2049			
Horsham (HRH)	4 d					1936											2036	
Crawley (CRW)	d					1949											2049	
Three Bridges (TBD)	4 d			2001		1954			2031		2028	2048			2101		2054	
Gatwick Airport (GTW)	10 d			2006		2000			2036		2034	2053			2106		2100	
Redhill (RDH)	d					2015					2045						2115	
Purley (PUR)	4 d					2028					2058						2128	
East Grinstead (EGR)	d																	
East Croydon (ECR)	d			2021		2033			2051		2103	2108			2121		2133	
Norwood Junction (NWD)	2 d					2038					2108						2138	
Sevenoaks (SEV)	4 d																	
Orpington (ORP)	4 d																	
Bromley South (BMS)	4 d																	
Denmark Hill (DMK)	4 d																	
Sutton (Surrey) (SUO)	4 d		1949		2016			2019		2046					2049		2116	2119
Wimbledon (WIM)	6 d		2007					2037							2107			2137
Tulse Hill (TUH)	4 d		2022		2037			2052		2107					2122		2137	2152
Herne Hill (HNH)	4 d		2026		2041			2056		2111					2126		2141	2156
Elephant & Castle (EPH)	d		2034		2049			2104		2119					2134		2149	2204
Rainham (Kent) (RAI)	d 1900							1930						2000				2030
Gillingham (Kent) (GLM)	4 d 1906							1936						2006				2036
Chatham (CTM)	4 d 1910							1940						2010				2040
Rochester (RTR)	4 d 1914							1944						2014				2044
Gravesend (GRV)	4 d 1929							1959						2029				2059
Dartford (DFD)	4 d 1946							2016						2046				2116
Woolwich Arsenal (WWA)	4 d 2004							2034						2104				2134
London Bridge (LBG)	4 d 2028		2036		2051	2058		2106		2121	2124	2128		2136		2151	2158	
London Blackfriars (BFR)	3 d 2034	2039	2042	2054	2057	2104	2109	2112	2124	2127	2131	2134	2139	2142	2154	2157	2204	2209
City Thameslink (CTK)	3 d																	
Farringdon (ZFD)	3 d 2039	2043	2046	2058	2101	2109	2113	2116	2128	2131	2135	2139	2143	2146	2158	2201	2209	2213
St Pancras International (STP)	15 d 2043	2048	2051	2103	2106	2113	2118	2121	2133	2136	2140	2143	2148	2151	2203	2206	2213	2218
Finsbury Park (FPK)	a											2148						
Potters Bar (PBR)	a																	
Hatfield (HAT)	a																	
Welwyn Garden City (WGC)	4 a																	
Stevenage (SVG)	4 a											2209						
Hitchin (HIT)	4 a											2215						
Letchworth Garden City (LET)	a											2221						
Royston (RYS)	a											2233						
Cambridge (CBG)	a											2250						
Huntingdon (HUN)	a																	
Peterborough (PBO)	8 a																	
Kentish Town (KTN)	a 2048	2052		2107		2118	2122		2137				2148	2152		2207		2218
West Hampstead Thameslink (WHP)	a	2056	2059	2113	2114		2126	2129	2143	2144				2156	2159	2213	2214	2226
St Albans City (SAC)	a	2121	2110	2137	2127		2151	2140	2207	2157				2221	2210	2237	2227	2251
Luton Airport Parkway (LTN)	7 a	2133	2123		2139		2203	2153		2209				2233	2223		2239	2304
Luton (LUT)	10 a	2137	2127		2143		2207	2157		2213				2237	2227		2243	2308
Bedford (BDM)	7 a		2154		2210			2224		2240					2254		2310	2335

NOTES (see introductory pages for explanation of train operator codes and standard symbols)

- a Arrival time
d Departure time

Brighton, Horsham, Gatwick Airport, E. Croydon, Sutton, Wimbledon, Sevenoaks, Orpington, Bromley S. and the Medway Towns to Stevenage, Cambridge, Peterborough, Luton and Bedford via Central London

Sundays

Operator Days of operation/Notes 1st Class/Reservations/Bus/Ferry	TL 1	TL 2	TL 3	TL 4	TL 5	TL 6	TL 7	TL 8	TL 9	TL 10	TL 11	TL 12	TL 13	TL 14	TL 15	TL 16	TL 17	TL 18	TL 19	TL 20	TL 21	TL 22	TL 23	TL 24
Brighton (BTN)	10 d	2058		2122			2128			2158				2228	2244	2318	2338	0002						
Haywards Heath (HHE)	3 d	2119		2138			2149			2219				2249	2306	2334	2359	0023						
Horsham (HRH)	4 d																							
Crawley (CRW)	d																							
Three Bridges (TBD)	4 d	2131		2148			2201			2231				2301	2318	2346	0010	0037	0140	0240				
Gatwick Airport (GTW)	10 d	2136		2153			2206			2236				2306	2323	2352	0016	0042	0145	0245				
Redhill (RDH)	d																0026	0053						
Purley (PUR)	4 d																0103	0203	0303					
East Grinstead (EGR)	d																							
East Croydon (ECR)	d	2151		2208			2221			2251				2321	2340	0012	0040	0110	0210	0310				
Norwood Junction (NWD)	2 d			2212																				
Sevenoaks (SEV)	4 d																							
Orpington (ORP)	4 d																							
Bromley South (BMS)	4 d																							
Denmark Hill (DMK)	4 d																							
Sutton (Surrey) (SUO)	4 d		2146			2149		2216				2246												
Wimbledon (WIM)	6 d					2207																		
Tulse Hill (TUH)	4 d		2207			2222		2237				2307												
Herne Hill (HNNH)	4 d		2211			2226		2241				2311												
Elephant & Castle (EPH)	d		2219			2234		2249				2319												
Rainham (Kent) (RAI)	d				2100					2130				2200										
Gillingham (Kent) (GLM)	4 d				2106					2136				2206										
Chatham (CTM)	4 d				2110					2140				2210										
Rochester (RTR)	4 d				2114					2144				2214										
Gravesend (GRV)	4 d				2129					2159				2229										
Dartford (DFD)	4 d				2146					2216				2246										
Woolwich Arsenal (WWA)	4 d				2204					2234				2304										
London Bridge (LBG)	4 d	2206		2224	2228		2236			2258	2306			2328	2336									
London Blackfriars (BFR)	3 d	2212	2224	2231	2234	2239	2242	2254		2304	2312	2324	2334	2342	0006	0038	0106	0136	0236	0336				
City Thameslink (CTK)	3 d																							
Farringdon (ZFD)	3 d	2216	2228	2235	2239	2243	2246	2258	2309	2316	2328	2339	2346	0011										
St Pancras International (STP)	15 d	2221	2233	2240	2243	2248	2251	2303	2313	2321	2333	2343	2351	0016	0046	0116	0144	0244	0344					
Finsbury Park (FPK)	a			2246																				
Potters Bar (PBR)	a																							
Hatfield (HAT)	a																							
Welwyn Garden City (WGC)	4 a																							
Stevenage (SVG)	4 a			2308																				
Hitchin (HIT)	4 a			2315																				
Letchworth Garden City (LET)	a			2321																				
Royston (RYS)	a			2333																				
Cambridge (CBG)	a			2351																				
Huntingdon (HUN)	a																							
Peterborough (PBO)	3 a																							
Kentish Town (KTN)	a		2237		2248	2252		2307	2318			2337	2348	2355	0020	0050		0148	0248	0348				
West Hampstead Thameslink (WHP)	a	2229	2243			2256	2259	2312	2322	2329	2342	2352	2359	0024	0054	0124	0152	0252	0352					
St Albans City (SAC)	a	2240				2322	2310	2337		2347	0007		0024	0049	0119	0141	0217	0317	0417					
Luton Airport Parkway (LTN)	7 a	2253				2334	2323	2349		2359	0019		0037	0102	0132	0153	0229	0329	0429					
Luton (LUT)	10 a	2257				2338	2327	2353		0003	0023		0041	0106	0136	0157	0233	0333	0433					
Bedford (BDM)	7 a	2324				0005	2354	0021		0030	0050		0108	0133	0203	0224	0301	0401	0501					

NOTES (see introductory pages for explanation of train operator codes and standard symbols)

a Arrival time
d Departure time

MM Monday mornings